

2021 Country profile

# Turkey


**World ranking**  
103 of 152 countries ▼ 49

**Middle East ranking**  
14 of 15 countries ▼ 8

**Mediterranean & Black Sea ranking**  
17 of 26 countries ▼ 9

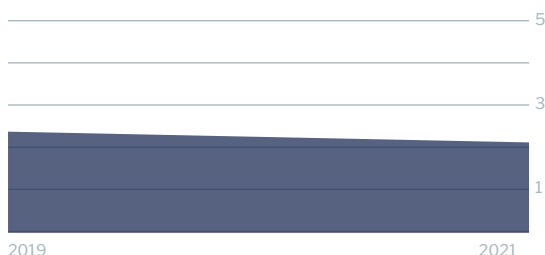
2021 IUU Score

**2.11**

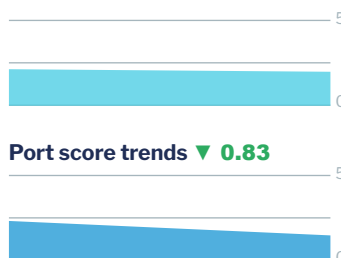


**2.00** Coastal  
**2.21** Flag  
**1.50** Port  
**2.33** General

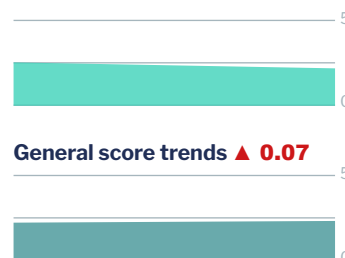
**IUU score trends**  
2019 - 2021 change ▼ 0.23



**Coastal score trends ▼ 0.14**



**Flag score trends ▼ 0.36**



**Port score trends ▼ 0.83**



**General score trends ▲ 0.07**



Note: Higher scores, and ranks closer to 1, indicate worse/poor performance. Green or red arrows show change in 2021 compared to 2019.

**Coastal score** **2.00** ▼ 0.14

**Coastal score by vulnerability** **2.33** ▼ 0.67

Related Indicators	2021	2019	2019-2021 change
Size of EEZ	3.0	3.0	— 0
Agreement over all maritime boundaries	5.0	5.0	— 0
Dependency on fish for protein	1.0	1.0	— 0
Authorise foreign vessels to operate in EEZ	1.0	not available	

**Coastal score by prevalence** **2.60** — 0

Has MSC-certified fisheries	5.0	5.0	— 0
Views of MCS practitioners on coastal compliance incidents	1.0	1.0	— 0

**Coastal score by response** **1.00** — 0

Coastal State is contracting party or cooperating non-contracting party to all relevant RFMOs	1.0	1.0	— 0
Operate a national VMS/FMC centre	1.0	1.0	— 0

**Flag score** 2.21 ▼ 0.36

**Flag score by vulnerability** 3.50 – 0

Related Indicators	2021	2019	2019-2021 change
Distant water vessels on RFMO RAVs	5.0	5.0	– 0
Distant water vessels under several RFMOs	2.0	2.0	– 0

**Flag score by prevalence** 1.33 ▼ 0.33

Vessels on IUU lists	1.0	1.0	– 0
View of fisheries observers on flag state compliance incidents	1.0	3.0	▼ 2.0
Views of MCS practitioners on flag state compliance incidents	2.0	1.0	▲ 1.0

**Flag score by response** 2.22 ▼ 0.65

Accepted FAO Compliance Agreement	5.0	5.0	– 0
Registered vessels with foreign or unknown ownership 	5.0	not available	
Provision of vessel data for inclusion in Global Record	1.0	5.0	▼ 4.0
Compliance with RFMO flag state obligations	2.0	2.0	– 0
Flag State is contracting party or cooperating non-contracting party to all relevant RFMOs	1.0	1.0	– 0

 Indicator ‘Authorised vessel data provided to FAO HSVAR’ used in 2019 has now changed to ‘Registered vessels with foreign or unknown ownership’.

**Port score** 1.50 ▼ 0.83

**Port score by vulnerability** 2.50 ▼ 2.00

Related Indicators	2021	2019	2019-2021 change
Number of fishing ports	4.0	4.0	– 0
Port visits by foreign fishing or carrier vessels	1.0	5.0	▼ 4.0

**Port score by prevalence** -

Views of MCS practitioners on port compliance incidents	-	1.0	▼ 1.0
View of fisheries observers on port compliance incidents	-	3.0	▼ 3.0

## Port score by response 1.00 — 0

Related Indicators	2021	2019	2019-2021 change
Party to the PSMA	1.0	1.0	— 0
Designated ports specified for entry by foreign vessels	1.0	not applicable	
Compliance with RFMO port state obligations	1.0	1.0	— 0

## General score 2.33 ▲ 0.07

### General score by vulnerability 2.78 ▲ 0.44

Related Indicators	2021	2019	2019-2021 change
Trade balance for fisheries products	2.0	2.0	— 0
Share of global imports	1.0	1.0	— 0
Perception of levels of corruption	4.0	4.0	— 0
Gross national income per capita	3.0	2.0	▲ 1.0
Volume of catches	2.0	1.0	▲ 1.0

### General score by prevalence 1.00 — 0

Carded' under the EU IUU Regulation	1.0	1.0	— 0
Identified' by NOAA for IUU fishing	1.0	1.0	— 0
Mentions of IUU fishing in media reports	1.0	1.0	— 0

### General score by response 2.71 ▼ 0.29

Mandatory vessel tracking for commercial seagoing fleet	1.0	1.0	— 0
Demand for MSC products	5.0	4.0	▲ 1.0
Ratification/accesion of UNCLOS Convention	5.0	5.0	— 0
Ratification/accesion of UNFSA	5.0	5.0	— 0
Mentions in media reports to combatting IUU fishing	5.0	5.0	— 0
Have a NPOA-IUU	1.0	not available	
Market State is contracting party or cooperating non-contracting party to relevant RFMOs	1.0	1.0	— 0