

2021 Country profile

Thailand


World ranking
48 of 152 countries ▲ 7

Asia ranking
13 of 20 countries ▲ 3

East Indian Ocean ranking
7 of 9 countries ▲ 3


Western Pacific ranking
14 of 29 countries ▲ 1

IUU score trends
2019 - 2021 change ▲ 0.04




2021 IUU Score

2.38




Coastal score trends — 0




Port score trends ▲ 0.67



Flag score trends ▲ 0.13



General score trends ▼ 0.37



Note: Higher scores, and ranks closer to 1, indicate worse/poor performance. Green or red arrows show change in 2021 compared to 2019.

Coastal score **2.44** — 0

Coastal score by vulnerability **2.00** — 0

Related Indicators	2021	2019	2019-2021 change
Size of EEZ	3.0	3.0	— 0
Agreement over all maritime boundaries	1.0	1.0	— 0
Dependency on fish for protein	3.0	3.0	— 0
Authorise foreign vessels to operate in EEZ	1.0	1.0	— 0

Coastal score by prevalence **4.40** — 0

Has MSC-certified fisheries	5.0	5.0	— 0
Views of MCS practitioners on coastal compliance incidents	4.0	4.0	— 0

Coastal score by response **1.00** — 0

Coastal State is contracting party or cooperating non-contracting party to all relevant RFMOs	1.0	1.0	— 0
Operate a national VMS/FMC centre	1.0	1.0	— 0

Flag score **2.08** ▲ 0.13

Flag score by vulnerability **2.50** ▲ 0.50

Related Indicators	2021	2019	2019-2021 change
Distant water vessels on RFMO RAVs	2.0	2.0	— 0
Distant water vessels under several RFMOs	3.0	2.0	▲ 1.0

Flag score by prevalence **2.00** ▲ 0.67

Vessels on IUU lists	1.0	1.0	— 0
View of fisheries observers on flag state compliance incidents	1.0	2.0	▼ 1.0
Views of MCS practitioners on flag state compliance incidents	4.0	1.0	▲ 3.0

Flag score by response **1.89** ▼ 0.74

Accepted FAO Compliance Agreement	5.0	5.0	— 0
Registered vessels with foreign or unknown ownership 	2.0	not available	
Provision of vessel data for inclusion in Global Record	1.0	1.0	— 0
Compliance with RFMO flag state obligations	2.0	4.0	▼ 2.0
Flag State is contracting party or cooperating non-contracting party to all relevant RFMOs	1.0	1.0	— 0

 Indicator 'Authorised vessel data provided to FAO HSVAR' used in 2019 has now changed to 'Registered vessels with foreign or unknown ownership'.

Port score **3.06** ▲ 0.67

Port score by vulnerability **5.00** — 0

Related Indicators	2021	2019	2019-2021 change
Number of fishing ports	5.0	5.0	— 0
Port visits by foreign fishing or carrier vessels	5.0	5.0	— 0

Port score by prevalence **4.50** ▲ 2.00

Views of MCS practitioners on port compliance incidents	4.0	4.0	— 0
View of fisheries observers on port compliance incidents	5.0	1.0	▲ 4.0

Port score by response 1.00 – 0

Related Indicators	2021	2019	2019-2021 change
Party to the PSMA	1.0	1.0	– 0
Designated ports specified for entry by foreign vessels	1.0	1.0	– 0
Compliance with RFMO port state obligations	1.0	1.0	– 0

General score 2.17 ▼ 0.37

General score by vulnerability 3.11 ▼ 0.11

Related Indicators	2021	2019	2019-2021 change
Trade balance for fisheries products	1.0	2.0	▼ 1.0
Share of global imports	3.0	3.0	– 0
Perception of levels of corruption	4.0	4.0	– 0
Gross national income per capita	3.0	3.0	– 0
Volume of catches	3.0	3.0	– 0

General score by prevalence 1.00 ▼ 2.29

Carded' under the EU IUU Regulation	1.0	3.0	▼ 2.0
Identified' by NOAA for IUU fishing	1.0	1.0	– 0
Mentions of IUU fishing in media reports	1.0	5.0	▼ 4.0

General score by response 2.14 ▲ 0.43

Mandatory vessel tracking for commercial seagoing fleet	1.0	1.0	– 0
Demand for MSC products	5.0	4.0	▲ 1.0
Ratification/accesion of UNCLOS Convention	1.0	1.0	– 0
Ratification/accesion of UNFSA	1.0	1.0	– 0
Mentions in media reports to combatting IUU fishing	3.0	1.0	▲ 2.0
Have a NPOA-IUU	1.0	1.0	– 0
Market State is contracting party or cooperating non-contracting party to relevant RFMOs	3.0	3.0	– 0