



2021 Country profile

Taiwan


World ranking
6 of 152 countries ▼ 4

Asia ranking
3 of 20 countries ▼ 1

Western Pacific ranking
4 of 29 countries ▼ 2

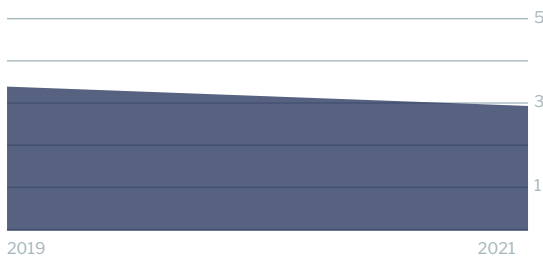
2021 IUU Score

2.88

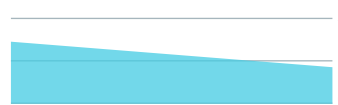


IUU score trends

2019 - 2021 change ▼ 0.47




Coastal score trends ▼ 1.50



Port score trends ▼ 0.17



Flag score trends ▼ 0.09



General score trends ▼ 0.43



Note: Higher scores, and ranks closer to 1, indicate worse/poor performance. Green or red arrows show change in 2021 compared to 2019.

Coastal score

2.13

▼ 1.50

Coastal score by vulnerability

3.00

▼ 0.17

Related Indicators	2021	2019	2019-2021 change
Size of EEZ	4.0	4.0	— 0
Agreement over all maritime boundaries	5.0	5.0	— 0
Dependency on fish for protein	3.0	4.0	▼ 1.0
Authorise foreign vessels to operate in EEZ	1.0	1.0	— 0

Coastal score by prevalence

2.20

▼ 2.20

Has MSC-certified fisheries	4.0	5.0	▼ 1.0
Views of MCS practitioners on coastal compliance incidents	1.0	4.0	▼ 3.0

Coastal score by response

1.00

▼ 2.40

Coastal State is contracting party or cooperating non-contracting party to all relevant RFMOs	1.0	1.0	— 0
Operate a national VMS/FMC centre	1.0	5.0	▼ 4.0

Flag score **4.04** ▼ 0.09


Flag score by vulnerability **5.00** – 0

Related Indicators	2021	2019	2019-2021 change
Distant water vessels on RFMO RAVs	5.0	5.0	– 0
Distant water vessels under several RFMOs	5.0	5.0	– 0

Flag score by prevalence **3.67** ▼ 0.33

Vessels on IUU lists	1.0	2.0	▼ 1.0
View of fisheries observers on flag state compliance incidents	5.0	5.0	– 0
Views of MCS practitioners on flag state compliance incidents	5.0	5.0	– 0

Flag score by response **3.78** ▲ 0.15

Accepted FAO Compliance Agreement	5.0	5.0	– 0
Registered vessels with foreign or unknown ownership 	2.0	not available	
Provision of vessel data for inclusion in Global Record	5.0	5.0	– 0
Compliance with RFMO flag state obligations	5.0	4.0	▲ 1.0
Flag State is contracting party or cooperating non-contracting party to all relevant RFMOs	1.0	1.0	– 0

 Indicator 'Authorised vessel data provided to FAO HSVAR' used in 2019 has now changed to 'Registered vessels with foreign or unknown ownership'.

Port score **3.11** ▼ 0.17

Port score by vulnerability **4.00** – 0

Related Indicators	2021	2019	2019-2021 change
Number of fishing ports	3.0	3.0	– 0
Port visits by foreign fishing or carrier vessels	5.0	5.0	– 0

Port score by prevalence **4.00** ▼ 0.50

Views of MCS practitioners on port compliance incidents	3.0	4.0	▼ 1.0
View of fisheries observers on port compliance incidents	5.0	5.0	– 0

Port score by response 2.00 – 0

Related Indicators	2021	2019	2019-2021 change
Party to the PSMA	5.0	5.0	– 0
Designated ports specified for entry by foreign vessels	1.0	1.0	– 0
Compliance with RFMO port state obligations	1.0	1.0	– 0

General score 2.20 ▼ 0.43

General score by vulnerability 1.78 ▼ 0.89

Related Indicators	2021	2019	2019-2021 change
Trade balance for fisheries products	1.0	1.0	– 0
Share of global imports	3.0	3.0	– 0
Perception of levels of corruption	2.0	2.0	– 0
Gross national income per capita	1.0	5.0	▼ 4.0
Volume of catches	2.0	2.0	– 0

General score by prevalence 2.29 ▲ 0.71

Carded' under the EU IUU Regulation	1.0	3.0	▼ 2.0
Identified' by NOAA for IUU fishing	1.0	1.0	– 0
Mentions of IUU fishing in media reports	4.0	1.0	▲ 3.0

General score by response 2.43 ▼ 0.71

Mandatory vessel tracking for commercial seagoing fleet	1.0	5.0	▼ 4.0
Demand for MSC products	5.0	4.0	▲ 1.0
Ratification/accesion of UNCLOS Convention	1.0	1.0	– 0
Ratification/accesion of UNFSA	5.0	5.0	– 0
Mentions in media reports to combatting IUU fishing	5.0	5.0	– 0
Have a NPOA-IUU	1.0	1.0	– 0
Market State is contracting party or cooperating non-contracting party to relevant RFMOs	1.0	1.0	– 0