

2021 Country profile

Sweden


World ranking
150 of 152 countries ▼ 3

Europe ranking
29 of 31 countries ▼ 3

East Atlantic ranking
39 of 41 countries ▼ 3

2021 IUU Score


1.66



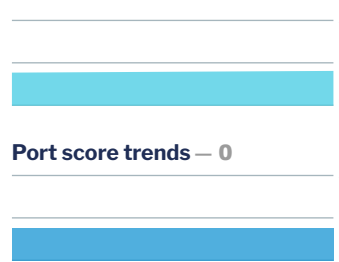
2.06 Coastal
1.08 Flag
1.89 Port
1.77 General

IUU score trends

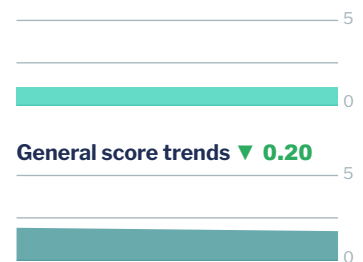
2019 - 2021 change ▼ 0.07



Coastal score trends ▲ 0.13



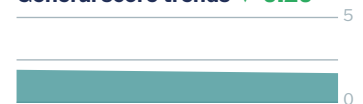
Flag score trends ▼ 0.01



Port score trends — 0



General score trends ▼ 0.20



Note: Higher scores, and ranks closer to 1, indicate worse/poor performance. Green or red arrows show change in 2021 compared to 2019.

Coastal score **2.06** ▲ 0.13

Coastal score by vulnerability **3.50** — 0

Related Indicators	2021	2019	2019-2021 change
Size of EEZ	3.0	3.0	— 0
Agreement over all maritime boundaries	1.0	1.0	— 0
Dependency on fish for protein	4.0	4.0	— 0
Authorise foreign vessels to operate in EEZ	5.0	5.0	— 0

Coastal score by prevalence **1.40** ▲ 0.40

Related Indicators	2021	2019	2019-2021 change
Has MSC-certified fisheries	2.0	1.0	▲ 1.0
Views of MCS practitioners on coastal compliance incidents	1.0	1.0	— 0

Coastal score by response **1.00** — 0

Related Indicators	2021	2019	2019-2021 change
Coastal State is contracting party or cooperating non-contracting party to all relevant RFMOs	1.0	1.0	— 0
Operate a national VMS/FMC centre	1.0	1.0	— 0

Flag score 1.08 ▼ 0.01


Flag score by vulnerability 1.00 – 0

Related Indicators	2021	2019	2019-2021 change
Distant water vessels on RFMO RAVs	1.0	1.0	– 0
Distant water vessels under several RFMOs	1.0	not applicable	

Flag score by prevalence 1.00 – 0

Vessels on IUU lists	1.0	1.0	– 0
View of fisheries observers on flag state compliance incidents	1.0	1.0	– 0
Views of MCS practitioners on flag state compliance incidents	1.0	1.0	– 0

Flag score by response 1.22 – 0

Accepted FAO Compliance Agreement	1.0	1.0	– 0
Registered vessels with foreign or unknown ownership 	3.0	3.0	– 0
Provision of vessel data for inclusion in Global Record	1.0	1.0	– 0
Compliance with RFMO flag state obligations	1.0	1.0	– 0
Flag State is contracting party or cooperating non-contracting party to all relevant RFMOs	1.0	1.0	– 0

 Indicator ‘Authorised vessel data provided to FAO HSVAR’ used in 2019 has now changed to ‘Registered vessels with foreign or unknown ownership’.

Port score 1.89 – 0

Port score by vulnerability 5.00 – 0

Related Indicators	2021	2019	2019-2021 change
Number of fishing ports	5.0	5.0	– 0
Port visits by foreign fishing or carrier vessels	5.0	5.0	– 0

Port score by prevalence 1.00 – 0

Views of MCS practitioners on port compliance incidents	1.0	1.0	– 0
View of fisheries observers on port compliance incidents	1.0	1.0	– 0

Port score by response 1.00 – 0

Related Indicators	2021	2019	2019-2021 change
Party to the PSMA	1.0	1.0	– 0
Designated ports specified for entry by foreign vessels	1.0	1.0	– 0
Compliance with RFMO port state obligations	1.0	1.0	– 0

General score 1.77 ▼ 0.20

General score by vulnerability 1.33 – 0

Related Indicators	2021	2019	2019-2021 change
Trade balance for fisheries products	1.0	1.0	– 0
Share of global imports	4.0	4.0	– 0
Perception of levels of corruption	1.0	1.0	– 0
Gross national income per capita	1.0	1.0	– 0
Volume of catches	1.0	1.0	– 0

General score by prevalence 1.00 – 0

Carded' under the EU IUU Regulation	1.0	1.0	– 0
Identified' by NOAA for IUU fishing	1.0	1.0	– 0
Mentions of IUU fishing in media reports	1.0	1.0	– 0

General score by response 2.43 ▼ 0.43

Mandatory vessel tracking for commercial seagoing fleet	1.0	1.0	– 0
Demand for MSC products	1.0	4.0	▼ 3.0
Ratification/accesion of UNCLOS Convention	1.0	1.0	– 0
Ratification/accesion of UNFSA	1.0	1.0	– 0
Mentions in media reports to combatting IUU fishing	5.0	5.0	– 0
Have a NPOA-IUU	5.0	5.0	– 0
Market State is contracting party or cooperating non-contracting party to relevant RFMOs	1.0	1.0	– 0