



2021 Country profile

Suriname

World ranking

96 of 152 countries ▲ 13

South America ranking


7 of 10 countries ▲ 1

West Atlantic ranking

20 of 29 countries


2021
IUU
Score

2.16




IUU score trends

2019 - 2021 change ▲ 0.04



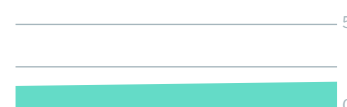
Coastal score trends ▼ 0.30



Port score trends ▼ 0.22



Flag score trends ▲ 0.23



General score trends ▲ 0.12



Note: Higher scores, and ranks closer to 1, indicate worse/poor performance. Green or red arrows show change in 2021 compared to 2019.

Coastal score

2.06

▼ 0.30

Coastal score by vulnerability

2.83

▲ 0.08

Related Indicators

	2021	2019	2019-2021 change
Size of EEZ	2.0	2.0	— 0
Agreement over all maritime boundaries	1.0	5.0	▼ 4.0
Dependency on fish for protein	2.0	2.0	— 0
Authorise foreign vessels to operate in EEZ	5.0	not available	

Coastal score by prevalence

2.20

▼ 0.40

Has MSC-certified fisheries	4.0	5.0	▼ 1.0
Views of MCS practitioners on coastal compliance incidents	1.0	1.0	— 0

Coastal score by response

1.00

— 0

Coastal State is contracting party or cooperating non-contracting party to all relevant RFMOs	1.0	1.0	— 0
Operate a national VMS/FMC centre	1.0	not available	

Flag score

1.65

▲ 0.23

Flag score by vulnerability

1.00

— 0

Related Indicators	2021	2019	2019-2021 change
Distant water vessels on RFMO RAVs	1.0	1.0	— 0
Distant water vessels under several RFMOs	not applicable	not applicable	

Flag score by prevalence

1.00

— 0

Vessels on IUU lists	1.0	1.0	— 0
View of fisheries observers on flag state compliance incidents	1.0	1.0	— 0
Views of MCS practitioners on flag state compliance incidents	1.0	1.0	— 0

Flag score by response

3.20

▲ 1.06

Accepted FAO Compliance Agreement	not applicable	not applicable	
Registered vessels with foreign or unknown ownership 	4.0	not available	
Provision of vessel data for inclusion in Global Record	5.0	5.0	— 0
Compliance with RFMO flag state obligations	not applicable	1.0	
Flag State is contracting party or cooperating non-contracting party to all relevant RFMOs	1.0	1.0	— 0

 Indicator 'Authorised vessel data provided to FAO HSVAR' used in 2019 has now changed to 'Registered vessels with foreign or unknown ownership'.

Port score

2.11

▼ 0.22

Port score by vulnerability

4.00

— 0

Related Indicators	2021	2019	2019-2021 change
Number of fishing ports	3.0	3.0	— 0
Port visits by foreign fishing or carrier vessels	5.0	5.0	— 0

Port score by prevalence

1.00

— 0

Views of MCS practitioners on port compliance incidents	1.0	1.0	— 0
View of fisheries observers on port compliance incidents	1.0	1.0	— 0

**Port score by response** **2.00** ▼ **0.60**

Related Indicators	2021	2019	2019-2021 change
Party to the PSMA	5.0	5.0	— 0
Designated ports specified for entry by foreign vessels	1.0	not applicable	
Compliance with RFMO port state obligations	1.0	1.0	— 0

General score **2.53** ▲ **0.12****General score by vulnerability** **2.56** — 0

Related Indicators	2021	2019	2019-2021 change
Trade balance for fisheries products	5.0	5.0	— 0
Share of global imports	1.0	1.0	— 0
Perception of levels of corruption	3.0	3.0	— 0
Gross national income per capita	3.0	3.0	— 0
Volume of catches	1.0	1.0	— 0

General score by prevalence **1.00** — 0

Carded' under the EU IUU Regulation	1.0	1.0	— 0
Identified' by NOAA for IUU fishing	1.0	1.0	— 0
Mentions of IUU fishing in media reports	1.0	1.0	— 0

General score by response **3.29** ▼ **0.21**

Mandatory vessel tracking for commercial seagoing fleet	1.0	not available	
Demand for MSC products	5.0	5.0	— 0
Ratification/accession of UNCLOS Convention	1.0	1.0	— 0
Ratification/accession of UNFSA	5.0	5.0	— 0
Mentions in media reports to combatting IUU fishing	5.0	5.0	— 0
Have a NPOA-IUU	5.0	not available	
Market State is contracting party or cooperating non-contracting party to relevant RFMOs	1.0	1.0	— 0