

2021 Country profile

Sri Lanka


World ranking
131 of 152 countries ▼ 73

Asia ranking
20 of 20 countries ▼ 3

East Indian Ocean ranking
8 of 9 countries

2021 IUU Score

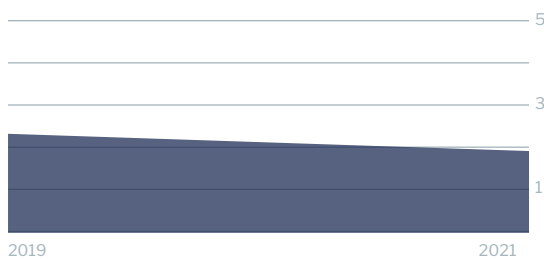
1.88



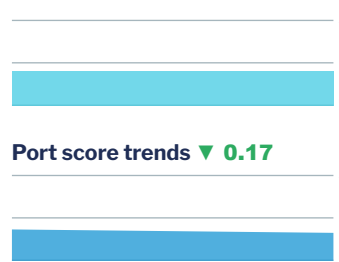
2.06 Coastal
1.63 Flag
1.67 Port
2.10 General

IUU score trends

2019 - 2021 change ▼ 0.45



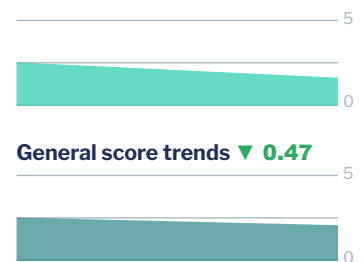
Coastal score trends — 0




Port score trends ▼ 0.17



Flag score trends ▼ 0.94



General score trends ▼ 0.47



Note: Higher scores, and ranks closer to 1, indicate worse/poor performance. Green or red arrows show change in 2021 compared to 2019.

Coastal score **2.06** — 0

Coastal score by vulnerability **2.50** — 0

Related Indicators	2021	2019	2019-2021 change
Size of EEZ	4.0	4.0	— 0
Agreement over all maritime boundaries	1.0	1.0	— 0
Dependency on fish for protein	4.0	4.0	— 0
Authorise foreign vessels to operate in EEZ	1.0	1.0	— 0

Coastal score by prevalence **2.60** — 0

Has MSC-certified fisheries	5.0	5.0	— 0
Views of MCS practitioners on coastal compliance incidents	1.0	1.0	— 0

Coastal score by response **1.00** — 0

Coastal State is contracting party or cooperating non-contracting party to all relevant RFMOs	1.0	1.0	— 0
Operate a national VMS/FMC centre	1.0	1.0	— 0

Flag score 1.63 ▼ 0.94

Flag score by vulnerability 3.00 – 0

Related Indicators	2021	2019	2019-2021 change
Distant water vessels on RFMO RAVs	5.0	5.0	– 0
Distant water vessels under several RFMOs	1.0	1.0	– 0

Flag score by prevalence 1.00 ▼ 1.00

Vessels on IUU lists	1.0	1.0	– 0
View of fisheries observers on flag state compliance incidents	1.0	3.0	▼ 2.0
Views of MCS practitioners on flag state compliance incidents	1.0	2.0	▼ 1.0

Flag score by response 1.33 ▼ 1.54

Accepted FAO Compliance Agreement	1.0	5.0	▼ 4.0
Registered vessels with foreign or unknown ownership 	1.0	not available	
Provision of vessel data for inclusion in Global Record	1.0	5.0	▼ 4.0
Compliance with RFMO flag state obligations	2.0	2.0	– 0
Flag State is contracting party or cooperating non-contracting party to all relevant RFMOs	1.0	1.0	– 0

 Indicator ‘Authorised vessel data provided to FAO HSVAR’ used in 2019 has now changed to ‘Registered vessels with foreign or unknown ownership’.

Port score 1.67 ▼ 0.17

Port score by vulnerability 4.00 – 0

Related Indicators	2021	2019	2019-2021 change
Number of fishing ports	3.0	3.0	– 0
Port visits by foreign fishing or carrier vessels	5.0	5.0	– 0

Port score by prevalence 1.00 ▼ 0.50

Views of MCS practitioners on port compliance incidents	1.0	1.0	– 0
View of fisheries observers on port compliance incidents	1.0	2.0	▼ 1.0

Port score by response 1.00 – 0

Related Indicators	2021	2019	2019-2021 change
Party to the PSMA	1.0	1.0	– 0
Designated ports specified for entry by foreign vessels	1.0	1.0	– 0
Compliance with RFMO port state obligations	1.0	1.0	– 0

General score 2.10 ▼ 0.47

General score by vulnerability 2.89 – 0

Related Indicators	2021	2019	2019-2021 change
Trade balance for fisheries products	1.0	1.0	– 0
Share of global imports	1.0	1.0	– 0
Perception of levels of corruption	4.0	4.0	– 0
Gross national income per capita	4.0	4.0	– 0
Volume of catches	2.0	2.0	– 0

General score by prevalence 1.00 ▼ 0.86

Carded' under the EU IUU Regulation	1.0	1.0	– 0
Identified' by NOAA for IUU fishing	1.0	1.0	– 0
Mentions of IUU fishing in media reports	1.0	3.0	▼ 2.0

General score by response 2.14 ▼ 0.57

Mandatory vessel tracking for commercial seagoing fleet	1.0	5.0	▼ 4.0
Demand for MSC products	5.0	5.0	– 0
Ratification/accesion of UNCLOS Convention	1.0	1.0	– 0
Ratification/accesion of UNFSA	1.0	1.0	– 0
Mentions in media reports to combatting IUU fishing	5.0	3.0	▲ 2.0
Have a NPOA-IUU	1.0	1.0	– 0
Market State is contracting party or cooperating non-contracting party to relevant RFMOs	1.0	1.0	– 0