

2021 Country profile

Spain


World ranking
24 of 152 countries ▲ 4

Europe ranking
3 of 31 countries ▼ 1

East Atlantic ranking
6 of 41 countries

Mediterranean & Black Sea ranking
4 of 26 countries


IUU score trends
2019 - 2021 change ▼ 0.02



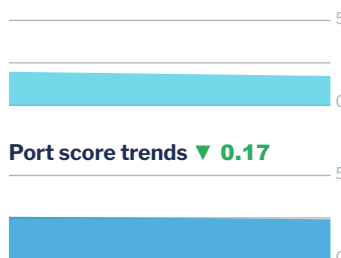
Note: Higher scores, and ranks closer to 1, indicate worse/poor performance. Green or red arrows show change in 2021 compared to 2019.

2021 IUU Score

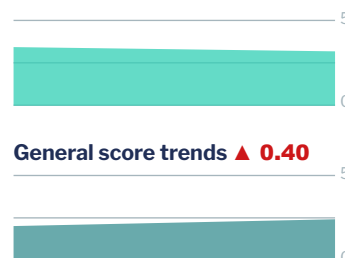
2.53



Coastal score trends ▼ 0.25



Flag score trends ▼ 0.25



Port score trends ▼ 0.17



General score trends ▲ 0.40



Coastal score **1.75** ▼ 0.25

Coastal score by vulnerability **2.67** ▼ 1.83

Related Indicators	2021	2019	2019-2021 change
Size of EEZ	4.0	4.0	— 0
Agreement over all maritime boundaries	1.0	5.0	▼ 4.0
Dependency on fish for protein	5.0	5.0	— 0
Authorise foreign vessels to operate in EEZ	1.0	not available	

Coastal score by prevalence **1.40** ▲ 0.40

Related Indicators	2021	2019	2019-2021 change
Has MSC-certified fisheries	2.0	1.0	▲ 1.0
Views of MCS practitioners on coastal compliance incidents	1.0	1.0	— 0

Coastal score by response **1.00** — 0

Related Indicators	2021	2019	2019-2021 change
Coastal State is contracting party or cooperating non-contracting party to all relevant RFMOs	1.0	1.0	— 0
Operate a national VMS/FMC centre	1.0	1.0	— 0

Flag score 3.21 ▼ 0.25

Flag score by vulnerability 5.00 – 0

Related Indicators	2021	2019	2019-2021 change
Distant water vessels on RFMO RAVs	5.0	5.0	– 0
Distant water vessels under several RFMOs	5.0	5.0	– 0

Flag score by prevalence 2.67 ▼ 0.67

Vessels on IUU lists	1.0	1.0	– 0
View of fisheries observers on flag state compliance incidents	4.0	4.0	– 0
Views of MCS practitioners on flag state compliance incidents	3.0	5.0	▼ 2.0

Flag score by response 2.56 – 0

Accepted FAO Compliance Agreement	1.0	1.0	– 0
Registered vessels with foreign or unknown ownership 	3.0	3.0	– 0
Provision of vessel data for inclusion in Global Record	1.0	1.0	– 0
Compliance with RFMO flag state obligations	5.0	5.0	– 0
Flag State is contracting party or cooperating non-contracting party to all relevant RFMOs	1.0	1.0	– 0

 Indicator 'Authorised vessel data provided to FAO HSVAR' used in 2019 has now changed to 'Registered vessels with foreign or unknown ownership'.

Port score 2.44 ▼ 0.17

Port score by vulnerability 4.50 – 0

Related Indicators	2021	2019	2019-2021 change
Number of fishing ports	4.0	4.0	– 0
Port visits by foreign fishing or carrier vessels	5.0	5.0	– 0

Port score by prevalence 2.00 ▲ 0.50

Views of MCS practitioners on port compliance incidents	3.0	1.0	▲ 2.0
View of fisheries observers on port compliance incidents	1.0	2.0	▼ 1.0



Port score by response 1.75 ▼ 0.75

Related Indicators	2021	2019	2019-2021 change
Party to the PSMA	1.0	1.0	— 0
Designated ports specified for entry by foreign vessels	1.0	1.0	— 0
Compliance with RFMO port state obligations	3.0	5.0	▼ 2.0

General score 2.47 ▲ 0.40

General score by vulnerability 2.33 ▼ 0.33

Related Indicators	2021	2019	2019-2021 change
Trade balance for fisheries products	2.0	2.0	— 0
Share of global imports	5.0	5.0	— 0
Perception of levels of corruption	2.0	3.0	▼ 1.0
Gross national income per capita	1.0	1.0	— 0
Volume of catches	3.0	3.0	— 0

General score by prevalence 1.86 ▼ 0.43

Carded' under the EU IUU Regulation	1.0	1.0	— 0
Identified' by NOAA for IUU fishing	1.0	1.0	— 0
Mentions of IUU fishing in media reports	3.0	4.0	▼ 1.0

General score by response 2.86 ▲ 1.29

Mandatory vessel tracking for commercial seagoing fleet	1.0	1.0	— 0
Demand for MSC products	4.0	4.0	— 0
Ratification/accesion of UNCLOS Convention	1.0	1.0	— 0
Ratification/accesion of UNFSA	1.0	1.0	— 0
Mentions in media reports to combatting IUU fishing	5.0	2.0	▲ 3.0
Have a NPOA-IUU	5.0	1.0	▲ 4.0
Market State is contracting party or cooperating non-contracting party to relevant RFMOs	1.0	1.0	— 0