

2021 Country profile

South Africa

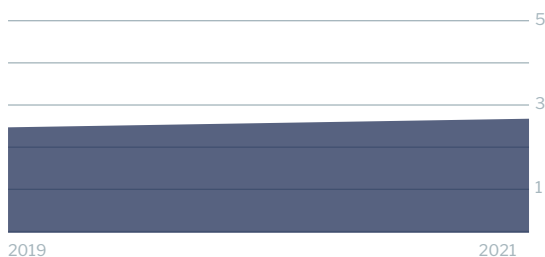
World ranking
13 of 152 countries ▲ 32

Africa ranking
5 of 38 countries ▲ 9

East Atlantic ranking
2 of 41 countries ▲ 9


West Indian Ocean ranking
5 of 22 countries ▲ 4

IUU score trends
2019 - 2021 change ▲ 0.21




2021 IUU Score

2.64




2.38 Coastal
2.58 Flag
3.67 Port
2.20 General

Coastal score trends ▼ 0.41



Flag score trends ▲ 0.11



Port score trends ▲ 0.87



General score trends ▲ 0.20



Note: Higher scores, and ranks closer to 1, indicate worse/poor performance. Green or red arrows show change in 2021 compared to 2019.

Coastal score **2.38** ▼ 0.41

Coastal score by vulnerability **3.00** ▼ 1.00

Related Indicators	2021	2019	2019-2021 change
Size of EEZ	5.0	5.0	— 0
Agreement over all maritime boundaries	5.0	5.0	— 0
Dependency on fish for protein	1.0	1.0	— 0
Authorise foreign vessels to operate in EEZ	1.0	not available	

Coastal score by prevalence **2.20** ▼ 0.60

Has MSC-certified fisheries	4.0	4.0	— 0
Views of MCS practitioners on coastal compliance incidents	1.0	2.0	▼ 1.0

Coastal score by response **1.80** — 0

Coastal State is contracting party or cooperating non-contracting party to all relevant RFMOs	3.0	3.0	— 0
Operate a national VMS/FMC centre	1.0	1.0	— 0

Flag score 2.58 ▲ 0.11

Flag score by vulnerability 4.50 – 0


Related Indicators	2021	2019	2019-2021 change
Distant water vessels on RFMO RAVs	4.0	4.0	– 0
Distant water vessels under several RFMOs	5.0	5.0	– 0

Flag score by prevalence 1.00 – 0

Vessels on IUU lists	1.0	1.0	– 0
View of fisheries observers on flag state compliance incidents	1.0	1.0	– 0
Views of MCS practitioners on flag state compliance incidents	1.0	1.0	– 0

Flag score by response 2.89 ▲ 0.26

Accepted FAO Compliance Agreement	5.0	5.0	– 0
Registered vessels with foreign or unknown ownership 	2.0	not available	
Provision of vessel data for inclusion in Global Record	1.0	1.0	– 0
Compliance with RFMO flag state obligations	5.0	4.0	▲ 1.0
Flag State is contracting party or cooperating non-contracting party to all relevant RFMOs	1.0	1.0	– 0

 Indicator 'Authorised vessel data provided to FAO HSVAR' used in 2019 has now changed to 'Registered vessels with foreign or unknown ownership'.

Port score 3.67 ▲ 0.87

Port score by vulnerability 4.00 – 0

Related Indicators	2021	2019	2019-2021 change
Number of fishing ports	3.0	3.0	– 0
Port visits by foreign fishing or carrier vessels	5.0	5.0	– 0

Port score by prevalence 3.00 ▲ 1.00

Views of MCS practitioners on port compliance incidents	5.0	3.0	▲ 2.0
View of fisheries observers on port compliance incidents	1.0	1.0	– 0

Port score by response 4.00 ▲ 1.20

Related Indicators	2021	2019	2019-2021 change
Party to the PSMA	1.0	1.0	— 0
Designated ports specified for entry by foreign vessels	5.0	not applicable	
Compliance with RFMO port state obligations	5.0	4.0	▲ 1.0

General score 2.20 ▲ 0.20

General score by vulnerability 2.33 ▼ 0.11

Related Indicators	2021	2019	2019-2021 change
Trade balance for fisheries products	1.0	2.0	▼ 1.0
Share of global imports	1.0	1.0	— 0
Perception of levels of corruption	3.0	3.0	— 0
Gross national income per capita	3.0	3.0	— 0
Volume of catches	2.0	2.0	— 0

General score by prevalence 1.86 — 0

Carded' under the EU IUU Regulation	1.0	1.0	— 0
Identified' by NOAA for IUU fishing	1.0	1.0	— 0
Mentions of IUU fishing in media reports	3.0	3.0	— 0

General score by response 2.29 ▲ 0.56

Mandatory vessel tracking for commercial seagoing fleet	1.0	1.0	— 0
Demand for MSC products	3.0	3.0	— 0
Ratification/accesion of UNCLOS Convention	1.0	1.0	— 0
Ratification/accesion of UNFSA	1.0	1.0	— 0
Mentions in media reports to combatting IUU fishing	2.0	3.0	▼ 1.0
Have a NPOA-IUU	5.0	not available	
Market State is contracting party or cooperating non-contracting party to relevant RFMOs	1.0	1.0	— 0