

2021 Country profile

Sierra Leone


World ranking
25 of 152 countries ▼ 19

Africa ranking
9 of 38 countries ▼ 8

East Atlantic ranking
7 of 41 countries ▼ 5

2021 IUU Score

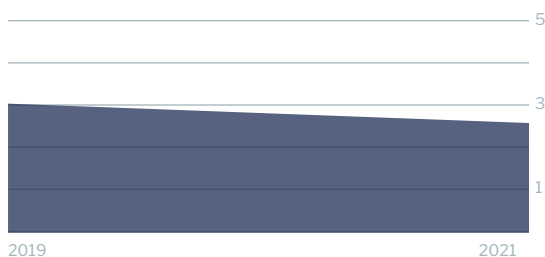
2.53



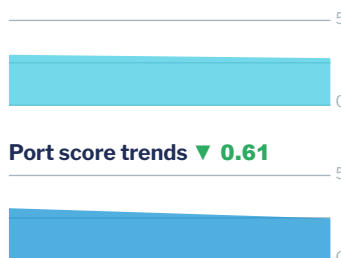
2.81 Coastal
2.43 Flag
2.50 Port
2.47 General

IUU score trends

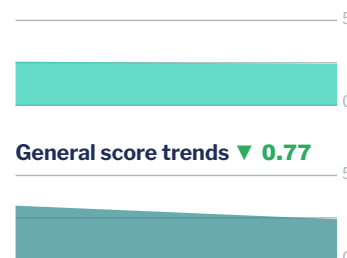
2019 - 2021 change ▼ 0.48



Coastal score trends ▼ 0.19



Flag score trends ▼ 0.17



Port score trends ▼ 0.61



General score trends ▼ 0.77



Note: Higher scores, and ranks closer to 1, indicate worse/poor performance. Green or red arrows show change in 2021 compared to 2019.

Coastal score **2.81** ▼ 0.19

Coastal score by vulnerability **4.00** ▲ 0.50

Related Indicators	2021	2019	2019-2021 change
Size of EEZ	3.0	3.0	— 0
Agreement over all maritime boundaries	5.0	1.0	▲ 4.0
Dependency on fish for protein	3.0	4.0	▼ 1.0
Authorise foreign vessels to operate in EEZ	5.0	5.0	— 0

Coastal score by prevalence **3.20** ▼ 1.20

Has MSC-certified fisheries	5.0	5.0	— 0
Views of MCS practitioners on coastal compliance incidents	2.0	4.0	▼ 2.0

Coastal score by response **1.00** — 0

Coastal State is contracting party or cooperating non-contracting party to all relevant RFMOs	1.0	1.0	— 0
Operate a national VMS/FMC centre	1.0	1.0	— 0



Flag score **2.43** ▼ 0.17

Flag score by vulnerability **1.00** – 0


Related Indicators	2021	2019	2019-2021 change
Distant water vessels on RFMO RAVs	1.0	1.0	– 0
Distant water vessels under several RFMOs	not applicable	not applicable	

Flag score by prevalence **1.67** ▼ 0.67

Vessels on IUU lists	3.0	3.0	– 0
View of fisheries observers on flag state compliance incidents	1.0	1.0	– 0
Views of MCS practitioners on flag state compliance incidents	1.0	3.0	▼ 2.0

Flag score by response **3.67** ▲ 0.17

Accepted FAO Compliance Agreement	1.0	1.0	– 0
Registered vessels with foreign or unknown ownership 	5.0	not available	
Provision of vessel data for inclusion in Global Record	5.0	5.0	– 0
Compliance with RFMO flag state obligations	5.0	5.0	– 0
Flag State is contracting party or cooperating non-contracting party to all relevant RFMOs	1.0	1.0	– 0

 Indicator ‘Authorised vessel data provided to FAO HSVAR’ used in 2019 has now changed to ‘Registered vessels with foreign or unknown ownership’.

Port score **2.50** ▼ 0.61

Port score by vulnerability **4.00** – 0

Related Indicators	2021	2019	2019-2021 change
Number of fishing ports	3.0	3.0	– 0
Port visits by foreign fishing or carrier vessels	5.0	5.0	– 0

Port score by prevalence **1.50** ▲ 0.50

Views of MCS practitioners on port compliance incidents	2.0	1.0	▲ 1.0
View of fisheries observers on port compliance incidents	1.0	1.0	– 0

Port score by response 2.50 ▼ 1.75

Related Indicators	2021	2019	2019-2021 change
Party to the PSMA	1.0	5.0	▼ 4.0
Designated ports specified for entry by foreign vessels	5.0	5.0	— 0
Compliance with RFMO port state obligations	1.0	3.0	▼ 2.0

General score 2.47 ▼ 0.77

General score by vulnerability 3.00 ▼ 0.22

Related Indicators	2021	2019	2019-2021 change
Trade balance for fisheries products	2.0	4.0	▼ 2.0
Share of global imports	1.0	1.0	— 0
Perception of levels of corruption	4.0	4.0	— 0
Gross national income per capita	5.0	5.0	— 0
Volume of catches	1.0	1.0	— 0

General score by prevalence 2.43 ▲ 0.43

Carded' under the EU IUU Regulation	3.0	3.0	— 0
Identified' by NOAA for IUU fishing	1.0	1.0	— 0
Mentions of IUU fishing in media reports	3.0	2.0	▲ 1.0

General score by response 2.14 ▼ 1.71

Mandatory vessel tracking for commercial seagoing fleet	1.0	5.0	▼ 4.0
Demand for MSC products	5.0	5.0	— 0
Ratification/accesion of UNCLOS Convention	1.0	1.0	— 0
Ratification/accesion of UNFSA	5.0	5.0	— 0
Mentions in media reports to combatting IUU fishing	3.0	3.0	— 0
Have a NPOA-IUU	1.0	5.0	▼ 4.0
Market State is contracting party or cooperating non-contracting party to relevant RFMOs	1.0	1.0	— 0