

2021 Country profile


# Saint Kitts & Nevis

World ranking  
106 of 152 countries ▲ 15


Caribbean & Central America ranking  
18 of 21 countries

West Atlantic ranking  
24 of 29 countries

IUU score trends  
2019 - 2021 change ▲ 0.04




2021 IUU Score  
**2.09**



2.94 Coastal  
1.67 Flag  
1.67 Port  
1.96 General

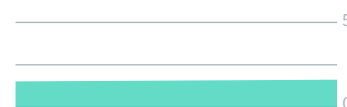
Coastal score trends — 0



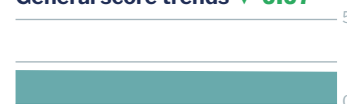
Port score trends ▼ 0.13



Flag score trends ▲ 0.10



General score trends ▼ 0.07



Note: Higher scores, and ranks closer to 1, indicate worse/poor performance. Green or red arrows show change in 2021 compared to 2019.

Coastal score **2.94** — 0

Coastal score by vulnerability **2.17** — 0

Related Indicators	2021	2019	2019-2021 change
Size of EEZ	<b>1.0</b>	1.0	— 0
Agreement over all maritime boundaries	<b>5.0*</b>	5.0	— 0
Dependency on fish for protein	<b>4.0</b>	4.0	— 0
Authorise foreign vessels to operate in EEZ	<b>1.0*</b>	1.0	— 0

\* indicates that scores from the 2019 version of the Index have been used due to 2021 data not being available

Coastal score by prevalence **2.60** — 0

Has MSC-certified fisheries	<b>5.0</b>	5.0	— 0
Views of MCS practitioners on coastal compliance incidents	<b>1.0</b>	1.0	— 0

Coastal score by response **4.20** — 0

Coastal State is contracting party or cooperating non-contracting party to all relevant RFMOs	<b>3.0</b>	3.0	— 0
Operate a national VMS/FMC centre	<b>5.0*</b>	5.0	— 0

\* indicates that scores from the 2019 version of the Index have been used due to 2021 data not being available

**Flag score** 1.67 ▲ 0.10

**Flag score by vulnerability** 1.00 – 0

Related Indicators	2021	2019	2019-2021 change
Distant water vessels on RFMO RAVs	1.0	1.0	– 0
Distant water vessels under several RFMOs	not applicable	1.0	

**Flag score by prevalence** 1.00 – 0

Vessels on IUU lists	1.0	1.0	– 0
View of fisheries observers on flag state compliance incidents	1.0	1.0	– 0
Views of MCS practitioners on flag state compliance incidents	1.0	1.0	– 0

**Flag score by response** 3.00 – 0

Accepted FAO Compliance Agreement	1.0	1.0	– 0
Registered vessels with foreign or unknown ownership 	5.0	5.0	– 0
Provision of vessel data for inclusion in Global Record	5.0	5.0	– 0
Compliance with RFMO flag state obligations	not applicable	not applicable	
Flag State is contracting party or cooperating non-contracting party to all relevant RFMOs	1.0	1.0	– 0

 Indicator ‘Authorised vessel data provided to FAO HSVAR’ used in 2019 has now changed to ‘Registered vessels with foreign or unknown ownership’.

**Port score** 1.67 ▼ 0.13

**Port score by vulnerability** 2.00 ▼ 2.00

Related Indicators	2021	2019	2019-2021 change
Number of fishing ports	3.0	3.0	– 0
Port visits by foreign fishing or carrier vessels	1.0	5.0	▼ 4.0

**Port score by prevalence** -

Views of MCS practitioners on port compliance incidents		1.0	▼ 1.0
View of fisheries observers on port compliance incidents		1.0	▼ 1.0

## Port score by response 1.00 – 0

Related Indicators	2021	2019	2019-2021 change
Party to the PSMA	1.0	1.0	– 0
Designated ports specified for entry by foreign vessels	not applicable	1.0	
Compliance with RFMO port state obligations	not applicable	not applicable	

## General score 1.96 ▼ 0.07

## General score by vulnerability 2.00 ▲ 0.17

Related Indicators	2021	2019	2019-2021 change
Trade balance for fisheries products	5.0	4.0	▲ 1.0
Share of global imports	1.0	1.0	– 0
Perception of levels of corruption	not available	not available	
Gross national income per capita	2.0	2.0	– 0
Volume of catches	1.0	1.0	– 0

## General score by prevalence 1.57 ▼ 0.43

Carded' under the EU IUU Regulation	3.0	3.0	– 0
Identified' by NOAA for IUU fishing	1.0	1.0	– 0
Mentions of IUU fishing in media reports	1.0	2.0	▼ 1.0

## General score by response 2.14 – 0

Mandatory vessel tracking for commercial seagoing fleet	1.0*	1.0	– 0
Demand for MSC products	5.0	5.0	– 0
Ratification/accesion of UNCLOS Convention	1.0	1.0	– 0
Ratification/accesion of UNFSA	1.0	1.0	– 0
Mentions in media reports to combatting IUU fishing	5.0	5.0	– 0
Have a NPOA-IUU	1.0	1.0	– 0
Market State is contracting party or cooperating non-contracting party to relevant RFMOs	1.0	1.0	– 0

\* indicates that scores from the 2019 version of the Index have been used due to 2021 data not being available