

2021 Country profile

Russia


World ranking
2 of 152 countries ▲ 2

Europe ranking
1 of 31 countries

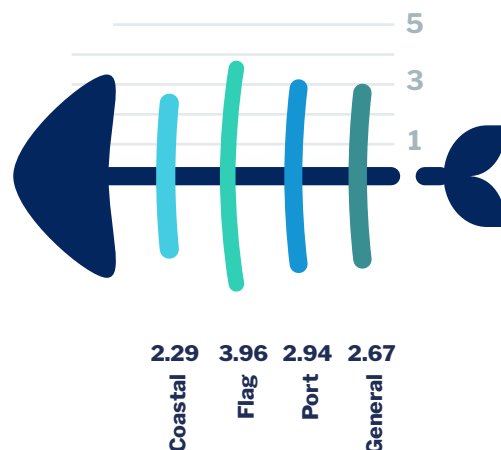
East Atlantic ranking
1 of 41 countries

Western Pacific ranking
2 of 29 countries ▲ 2

IUU score trends
2019 - 2021 change ▼ 0.13



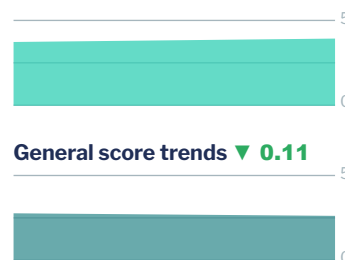
2021 IUU Score
3.04



Coastal score trends ▲ 0.29




Flag score trends ▲ 0.22



Port score trends ▼ 1.12



General score trends ▼ 0.11



Note: Higher scores, and ranks closer to 1, indicate worse/poor performance. Green or red arrows show change in 2021 compared to 2019.

Coastal score **2.29** ▲ 0.29

Coastal score by vulnerability **4.50** – 0

Related Indicators	2021	2019	2019-2021 change
Size of EEZ	5.0	5.0	– 0
Agreement over all maritime boundaries	5.0	5.0	– 0
Dependency on fish for protein	3.0	3.0	– 0
Authorise foreign vessels to operate in EEZ	not available	not available	

Coastal score by prevalence **1.00** – 0

Related Indicators	2021	2019	2019-2021 change
Has MSC-certified fisheries	1.0	1.0	– 0
Views of MCS practitioners on coastal compliance incidents	1.0	1.0	– 0

Coastal score by response **1.80** ▲ 0.80

Related Indicators	2021	2019	2019-2021 change
Coastal State is contracting party or cooperating non-contracting party to all relevant RFMOs	3.0	1.0	▲ 2.0
Operate a national VMS/FMC centre	1.0	1.0	– 0

Flag score 3.96 ▲ 0.22


Flag score by vulnerability 4.50 – 0


Related Indicators	2021	2019	2019-2021 change
Distant water vessels on RFMO RAVs	4.0	4.0	– 0
Distant water vessels under several RFMOs	5.0	5.0	– 0

Flag score by prevalence 3.33 ▲ 0.33

Vessels on IUU lists	3.0	2.0	▲ 1.0
View of fisheries observers on flag state compliance incidents	3.0	4.0	▼ 1.0
Views of MCS practitioners on flag state compliance incidents	4.0	3.0	▲ 1.0

Flag score by response 4.22 ▲ 0.22

Accepted FAO Compliance Agreement	5.0	5.0	– 0
Registered vessels with foreign or unknown ownership 	2.0	not available	
Provision of vessel data for inclusion in Global Record	5.0	5.0	– 0
Compliance with RFMO flag state obligations	5.0	5.0	– 0
Flag State is contracting party or cooperating non-contracting party to all relevant RFMOs	3.0	1.0	▲ 2.0

 Indicator ‘Authorised vessel data provided to FAO HSVAR’ used in 2019 has now changed to ‘Registered vessels with foreign or unknown ownership’.

Port score 2.94 ▼ 1.12

Port score by vulnerability 4.50 – 0

Related Indicators	2021	2019	2019-2021 change
Number of fishing ports	4.0	4.0	– 0
Port visits by foreign fishing or carrier vessels	5.0	5.0	– 0

Port score by prevalence 1.00 ▼ 2.00

Views of MCS practitioners on port compliance incidents	1.0	4.0	▼ 3.0
View of fisheries observers on port compliance incidents	1.0	2.0	▼ 1.0

Port score by response 3.63 ▼ 1.38

Related Indicators	2021	2019	2019-2021 change
Party to the PSMA	1.0	5.0	▼ 4.0
Designated ports specified for entry by foreign vessels	5.0	not applicable	
Compliance with RFMO port state obligations	4.0	5.0	▼ 1.0

General score 2.67 ▼ 0.11

General score by vulnerability 3.44 ▼ 0.33

Related Indicators	2021	2019	2019-2021 change
Trade balance for fisheries products	2.0	3.0	▼ 1.0
Share of global imports	3.0	3.0	— 0
Perception of levels of corruption	4.0	4.0	— 0
Gross national income per capita	2.0	3.0	▼ 1.0
Volume of catches	5.0	5.0	— 0

General score by prevalence 2.29 — 0

Carded' under the EU IUU Regulation	1.0	1.0	— 0
Identified' by NOAA for IUU fishing	1.0	4.0	▼ 3.0
Mentions of IUU fishing in media reports	4.0	2.0	▲ 2.0

General score by response 2.27 — 0

Mandatory vessel tracking for commercial seagoing fleet	1.0	1.0	— 0
Demand for MSC products	4.0	4.0	— 0
Ratification/accession of UNCLOS Convention	1.0	1.0	— 0
Ratification/accession of UNFSA	1.0	1.0	— 0
Mentions in media reports to combatting IUU fishing	5.0	5.0	— 0
Have a NPOA-IUU	not available	not available	
Market State is contracting party or cooperating non-contracting party to relevant RFMOs	1.0	1.0	— 0