

2021 Country profile

Peru


World ranking
86 of 152 countries ▲ 2

South America ranking
6 of 10 countries ▼ 1

Eastern Pacific ranking
11 of 13 countries ▼ 4

2021 IUU Score


2.19




2.88 Coastal
1.54 Flag
1.78 Port
2.60 General

IUU score trends

2019 - 2021 change ▼ 0.02




Coastal score trends ▲ 0.73




Port score trends ▼ 0.36



Flag score trends ▼ 0.38



General score trends ▲ 0.04



Note: Higher scores, and ranks closer to 1, indicate worse/poor performance. Green or red arrows show change in 2021 compared to 2019.

Coastal score **2.88** ▲ 0.73

Coastal score by vulnerability **3.67** ▲ 0.67

| Related Indicators | 2021 | 2019 | 2019-2021 change |
|---|------------|---------------|------------------|
| Size of EEZ | 4.0 | 4.0 | — 0 |
| Agreement over all maritime boundaries | 1.0 | 1.0 | — 0 |
| Dependency on fish for protein | 3.0 | 3.0 | — 0 |
| Authorise foreign vessels to operate in EEZ | 5.0 | not available | |

Coastal score by prevalence **3.80** ▲ 1.20

| | | | |
|--|------------|-----|-------|
| Has MSC-certified fisheries | 5.0 | 5.0 | — 0 |
| Views of MCS practitioners on coastal compliance incidents | 3.0 | 1.0 | ▲ 2.0 |

Coastal score by response **1.00** — 0

| | | | |
|---|------------|-----|-----|
| Coastal State is contracting party or cooperating non-contracting party to all relevant RFMOs | 1.0 | 1.0 | — 0 |
| Operate a national VMS/FMC centre | 1.0 | 1.0 | — 0 |

Flag score 1.54 ▼ 0.38


Flag score by vulnerability 3.00 – 0


| Related Indicators | 2021 | 2019 | 2019-2021 change |
|---|------|------|------------------|
| Distant water vessels on RFMO RAVs | 4.0 | 4.0 | – 0 |
| Distant water vessels under several RFMOs | 2.0 | 2.0 | – 0 |

Flag score by prevalence 1.00 ▼ 0.33

| | | | |
|--|-----|-----|-------|
| Vessels on IUU lists | 1.0 | 2.0 | ▼ 1.0 |
| View of fisheries observers on flag state compliance incidents | 1.0 | 1.0 | – 0 |
| Views of MCS practitioners on flag state compliance incidents | 1.0 | 1.0 | – 0 |

Flag score by response 1.11 ▼ 0.67

| | | | |
|--|-----|-----|-------|
| Accepted FAO Compliance Agreement | 1.0 | 1.0 | – 0 |
| Registered vessels with foreign or unknown ownership  | 2.0 | 5.0 | ▼ 3.0 |
| Provision of vessel data for inclusion in Global Record | 1.0 | 1.0 | – 0 |
| Compliance with RFMO flag state obligations | 1.0 | 2.0 | ▼ 1.0 |
| Flag State is contracting party or cooperating non-contracting party to all relevant RFMOs | 1.0 | 1.0 | – 0 |

 Indicator ‘Authorised vessel data provided to FAO HSVAR’ used in 2019 has now changed to ‘Registered vessels with foreign or unknown ownership’.

Port score 1.78 ▼ 0.36

Port score by vulnerability 4.50 – 0

| Related Indicators | 2021 | 2019 | 2019-2021 change |
|---|------|------|------------------|
| Number of fishing ports | 4.0 | 4.0 | – 0 |
| Port visits by foreign fishing or carrier vessels | 5.0 | 5.0 | – 0 |

Port score by prevalence 1.00 ▼ 0.50

| | | | |
|--|-----|-----|-------|
| Views of MCS practitioners on port compliance incidents | 1.0 | 2.0 | ▼ 1.0 |
| View of fisheries observers on port compliance incidents | 1.0 | 1.0 | – 0 |

Port score by response 1.00 — 0

| Related Indicators | 2021 | 2019 | 2019-2021 change |
|---|------|----------------|------------------|
| Party to the PSMA | 1.0 | 1.0 | — 0 |
| Designated ports specified for entry by foreign vessels | 1.0 | not applicable | |
| Compliance with RFMO port state obligations | 1.0 | 1.0 | — 0 |

General score 2.60 ▲ 0.04

General score by vulnerability 3.78 ▲ 0.11

| Related Indicators | 2021 | 2019 | 2019-2021 change |
|--------------------------------------|------|------|------------------|
| Trade balance for fisheries products | 5.0 | 4.0 | ▲ 1.0 |
| Share of global imports | 1.0 | 1.0 | — 0 |
| Perception of levels of corruption | 4.0 | 4.0 | — 0 |
| Gross national income per capita | 3.0 | 3.0 | — 0 |
| Volume of catches | 5.0 | 5.0 | — 0 |

General score by prevalence 1.43 ▲ 0.43

| | | | |
|--|-----|-----|-------|
| Carded' under the EU IUU Regulation | 1.0 | 1.0 | — 0 |
| Identified' by NOAA for IUU fishing | 1.0 | 1.0 | — 0 |
| Mentions of IUU fishing in media reports | 2.0 | 1.0 | ▲ 1.0 |

General score by response 2.43 ▼ 0.21

| | | | |
|--|-----|---------------|-------|
| Mandatory vessel tracking for commercial seagoing fleet | 1.0 | 1.0 | — 0 |
| Demand for MSC products | 5.0 | 5.0 | — 0 |
| Ratification/accession of UNCLOS Convention | 5.0 | 5.0 | — 0 |
| Ratification/accession of UNFSA | 5.0 | 5.0 | — 0 |
| Mentions in media reports to combatting IUU fishing | 3.0 | 2.0 | ▲ 1.0 |
| Have a NPOA-IUU | 1.0 | not available | |
| Market State is contracting party or cooperating non-contracting party to relevant RFMOs | 1.0 | 1.0 | — 0 |