

2021 Country profile

Panama

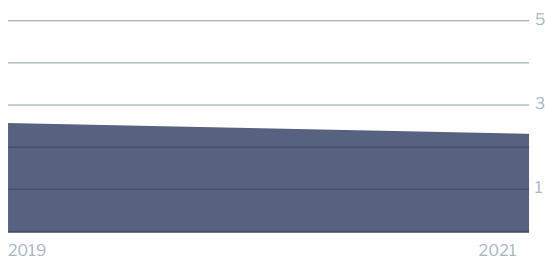
World ranking
60 of 152 countries ▼ 33

Caribbean & Central America ranking
8 of 21 countries ▼ 5

West Atlantic ranking
12 of 29 countries ▼ 9


Eastern Pacific ranking
6 of 13 countries ▼ 4

IUU score trends
2019 - 2021 change ▼ 0.26

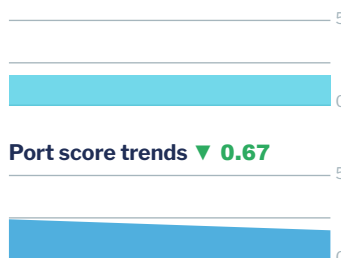


2021 IUU Score

2.31



Coastal score trends — 0

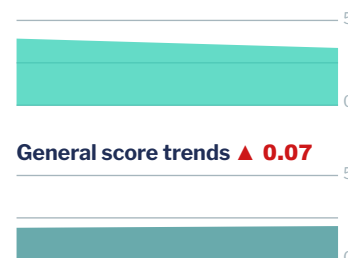


Port score trends ▼ 0.67



1.81 3.38 1.78 2.03
Coastal Flag Port General

Flag score trends ▼ 0.58



General score trends ▲ 0.07



Note: Higher scores, and ranks closer to 1, indicate worse/poor performance. Green or red arrows show change in 2021 compared to 2019.

Coastal score **1.81** — 0

Coastal score by vulnerability **1.83** — 0

Related Indicators	2021	2019	2019-2021 change
Size of EEZ	3.0	3.0	— 0
Agreement over all maritime boundaries	1.0	1.0	— 0
Dependency on fish for protein	2.0	2.0	— 0
Authorise foreign vessels to operate in EEZ	1.0	1.0	— 0

Coastal score by prevalence **2.60** — 0

Related Indicators	2021	2019	2019-2021 change
Has MSC-certified fisheries	5.0	5.0	— 0
Views of MCS practitioners on coastal compliance incidents	1.0	1.0	— 0

Coastal score by response **1.00** — 0

Related Indicators	2021	2019	2019-2021 change
Coastal State is contracting party or cooperating non-contracting party to all relevant RFMOs	1.0	1.0	— 0
Operate a national VMS/FMC centre	1.0	1.0	— 0

Flag score **3.38** ▼ **0.58**

Flag score by vulnerability **5.00** – 0

Related Indicators	2021	2019	2019-2021 change
Distant water vessels on RFMO RAVs	5.0	5.0	– 0
Distant water vessels under several RFMOs	5.0	5.0	– 0

Flag score by prevalence **2.33** ▼ **1.33**

Vessels on IUU lists	3.0	5.0	▼ 2.0
View of fisheries observers on flag state compliance incidents	2.0	2.0	– 0
Views of MCS practitioners on flag state compliance incidents	2.0	4.0	▼ 2.0

Flag score by response **3.33** ▼ **0.17**

Accepted FAO Compliance Agreement	5.0	5.0	– 0
Registered vessels with foreign or unknown ownership 	5.0	not available	
Provision of vessel data for inclusion in Global Record	1.0	1.0	– 0
Compliance with RFMO flag state obligations	4.0	5.0	▼ 1.0
Flag State is contracting party or cooperating non-contracting party to all relevant RFMOs	3.0	3.0	– 0

 Indicator 'Authorised vessel data provided to FAO HSVAR' used in 2019 has now changed to 'Registered vessels with foreign or unknown ownership'.

Port score **1.78** ▼ **0.67**

Port score by vulnerability **4.50** – 0

Related Indicators	2021	2019	2019-2021 change
Number of fishing ports	4.0	4.0	– 0
Port visits by foreign fishing or carrier vessels	5.0	5.0	– 0

Port score by prevalence **1.00** ▼ **1.00**

Views of MCS practitioners on port compliance incidents	1.0	3.0	▼ 2.0
View of fisheries observers on port compliance incidents	1.0	1.0	– 0



Port score by response 1.00 ▼ 0.75

Related Indicators	2021	2019	2019-2021 change
Party to the PSMA	1.0	1.0	— 0
Designated ports specified for entry by foreign vessels	1.0	1.0	— 0
Compliance with RFMO port state obligations	1.0	3.0	▼ 2.0

General score 2.03 ▲ 0.07

General score by vulnerability 2.33 ▼ 0.11

Related Indicators	2021	2019	2019-2021 change
Trade balance for fisheries products	2.0	3.0	▼ 1.0
Share of global imports	1.0	1.0	— 0
Perception of levels of corruption	4.0	4.0	— 0
Gross national income per capita	2.0	2.0	— 0
Volume of catches	1.0	1.0	— 0

General score by prevalence 1.43 ▲ 0.14

Carded' under the EU IUU Regulation	1.0	1.0	— 0
Identified' by NOAA for IUU fishing	1.0	2.0	▼ 1.0
Mentions of IUU fishing in media reports	2.0	1.0	▲ 1.0

General score by response 2.14 ▲ 0.14

Mandatory vessel tracking for commercial seagoing fleet	1.0	1.0	— 0
Demand for MSC products	5.0	5.0	— 0
Ratification/accesion of UNCLOS Convention	1.0	1.0	— 0
Ratification/accesion of UNFSA	1.0	1.0	— 0
Mentions in media reports to combatting IUU fishing	5.0	4.0	▲ 1.0
Have a NPOA-IUU	1.0	1.0	— 0
Market State is contracting party or cooperating non-contracting party to relevant RFMOs	1.0	1.0	— 0