

2021 Country profile

# New Zealand


**World ranking**  
149 of 152 countries ▼ 19

**Oceania ranking**  
15 of 15 countries ▼ 2

**Western Pacific ranking**  
29 of 29 countries ▼ 2

2021  
IUU  
Score

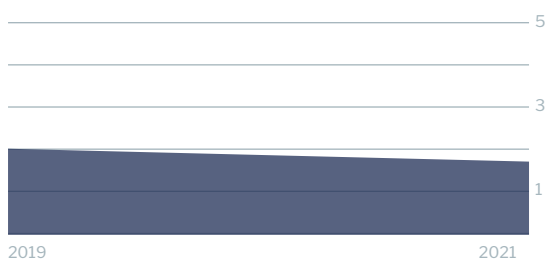
**1.68**



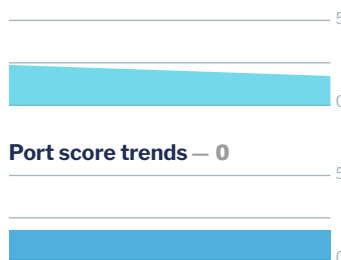
**1.75** **1.96** **1.78** **1.37**  
Coastal Flag Port General

**IUU score trends**

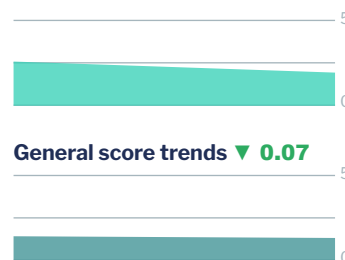
2019 - 2021 change ▼ 0.31



**Coastal score trends ▼ 0.63**



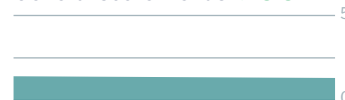
**Flag score trends ▼ 0.63**



**Port score trends — 0**



**General score trends ▼ 0.07**



Note: Higher scores, and ranks closer to 1, indicate worse/poor performance. Green or red arrows show change in 2021 compared to 2019.

**Coastal score** **1.75** ▼ 0.63

**Coastal score by vulnerability** **2.67** ▼ 2.00

Related Indicators	2021	2019	2019-2021 change
Size of EEZ	5.0	5.0	— 0
Agreement over all maritime boundaries	1.0	5.0	▼ 4.0
Dependency on fish for protein	3.0	3.0	— 0
Authorise foreign vessels to operate in EEZ	1.0	5.0	▼ 4.0

**Coastal score by prevalence** **1.40** ▲ 0.40

Has MSC-certified fisheries	2.0	1.0	▲ 1.0
Views of MCS practitioners on coastal compliance incidents	1.0	1.0	— 0

**Coastal score by response** **1.00** — 0

Coastal State is contracting party or cooperating non-contracting party to all relevant RFMOs	1.0	1.0	— 0
Operate a national VMS/FMC centre	1.0	1.0	— 0

**Flag score** 1.96 ▼ 0.63


**Flag score by vulnerability** 3.50 ▼ 0.50

Related Indicators	2021	2019	2019-2021 change
Distant water vessels on RFMO RAVs	3.0	4.0	▼ 1.0
Distant water vessels under several RFMOs	4.0	4.0	– 0

**Flag score by prevalence** 1.00 – 0

Vessels on IUU lists	1.0	1.0	– 0
View of fisheries observers on flag state compliance incidents	1.0	1.0	– 0
Views of MCS practitioners on flag state compliance incidents	1.0	1.0	– 0

**Flag score by response** 1.89 ▼ 1.33

Accepted FAO Compliance Agreement	1.0	1.0	– 0
Registered vessels with foreign or unknown ownership 	3.0	4.0	▼ 1.0
Provision of vessel data for inclusion in Global Record	1.0	5.0	▼ 4.0
Compliance with RFMO flag state obligations	3.0	4.0	▼ 1.0
Flag State is contracting party or cooperating non-contracting party to all relevant RFMOs	1.0	1.0	– 0

 Indicator 'Authorised vessel data provided to FAO HSVAR' used in 2019 has now changed to 'Registered vessels with foreign or unknown ownership'.

**Port score** 1.78 – 0

**Port score by vulnerability** 4.50 – 0

Related Indicators	2021	2019	2019-2021 change
Number of fishing ports	4.0	4.0	– 0
Port visits by foreign fishing or carrier vessels	5.0	5.0	– 0

**Port score by prevalence** 1.00 – 0

Views of MCS practitioners on port compliance incidents	1.0	1.0	– 0
View of fisheries observers on port compliance incidents	1.0	1.0	– 0

## Port score by response 1.00 – 0

Related Indicators	2021	2019	2019-2021 change
Party to the PSMA	1.0	1.0	– 0
Designated ports specified for entry by foreign vessels	1.0	1.0	– 0
Compliance with RFMO port state obligations	1.0	1.0	– 0

## General score 1.37 ▼ 0.07

### General score by vulnerability 1.56 – 0

Related Indicators	2021	2019	2019-2021 change
Trade balance for fisheries products	4.0	4.0	– 0
Share of global imports	1.0	1.0	– 0
Perception of levels of corruption	1.0	1.0	– 0
Gross national income per capita	1.0	1.0	– 0
Volume of catches	2.0	2.0	– 0

### General score by prevalence 1.00 – 0

Carded' under the EU IUU Regulation	1.0	1.0	– 0
Identified' by NOAA for IUU fishing	1.0	1.0	– 0
Mentions of IUU fishing in media reports	1.0	1.0	– 0

### General score by response 1.43 ▼ 0.14

Mandatory vessel tracking for commercial seagoing fleet	1.0	1.0	– 0
Demand for MSC products	3.0	3.0	– 0
Ratification/accesion of UNCLOS Convention	1.0	1.0	– 0
Ratification/accesion of UNFSA	1.0	1.0	– 0
Mentions in media reports to combatting IUU fishing	2.0	3.0	▼ 1.0
Have a NPOA-IUU	1.0	1.0	– 0
Market State is contracting party or cooperating non-contracting party to relevant RFMOs	1.0	1.0	– 0