

2021 Country profile

Netherlands


World ranking
121 of 152 countries ▲ 3

Europe ranking
14 of 31 countries

East Atlantic ranking
30 of 41 countries ▼ 1

2021
IUU
Score

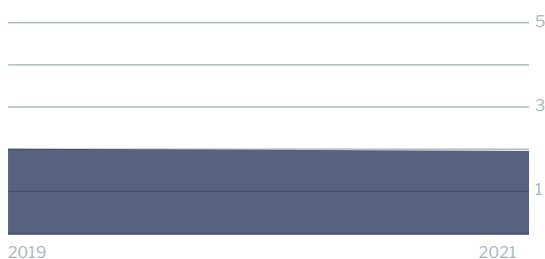
1.95



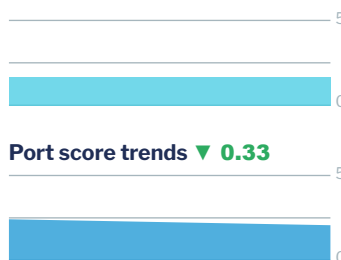
1.63 Coastal
2.21 Flag
2.11 Port
1.83 General

IUU score trends

2019 - 2021 change ▼ 0.07



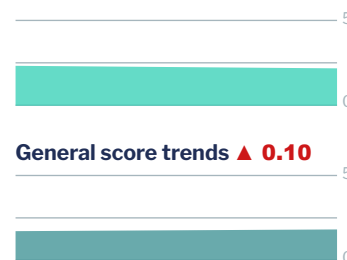
Coastal score trends — 0



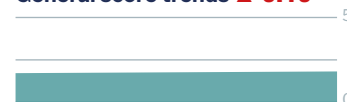
Port score trends ▼ 0.33



Flag score trends ▼ 0.13



General score trends ▲ 0.10



Note: Higher scores, and ranks closer to 1, indicate worse/poor performance. Green or red arrows show change in 2021 compared to 2019.

Coastal score **1.63** — 0

Coastal score by vulnerability **2.67** — 0

Related Indicators	2021	2019	2019-2021 change
Size of EEZ	3.0	3.0	— 0
Agreement over all maritime boundaries	5.0	5.0	— 0
Dependency on fish for protein	3.0	3.0	— 0
Authorise foreign vessels to operate in EEZ	1.0	1.0	— 0

Coastal score by prevalence **1.00** — 0

Has MSC-certified fisheries	1.0	1.0	— 0
Views of MCS practitioners on coastal compliance incidents	1.0	1.0	— 0

Coastal score by response **1.00** — 0

Coastal State is contracting party or cooperating non-contracting party to all relevant RFMOs	1.0	1.0	— 0
Operate a national VMS/FMC centre	1.0	1.0	— 0

Flag score 2.21 ▼ 0.13

Flag score by vulnerability 4.00 ▲ 0.50

Related Indicators	2021	2019	2019-2021 change
Distant water vessels on RFMO RAVs	3.0	2.0	▲ 1.0
Distant water vessels under several RFMOs	5.0	5.0	– 0

Flag score by prevalence 1.00 ▼ 0.67

Vessels on IUU lists	1.0	1.0	– 0
View of fisheries observers on flag state compliance incidents	1.0	2.0	▼ 1.0
Views of MCS practitioners on flag state compliance incidents	1.0	2.0	▼ 1.0

Flag score by response 2.22 – 0

Accepted FAO Compliance Agreement	1.0	1.0	– 0
Registered vessels with foreign or unknown ownership 	3.0	3.0	– 0
Provision of vessel data for inclusion in Global Record	1.0	1.0	– 0
Compliance with RFMO flag state obligations	4.0	4.0	– 0
Flag State is contracting party or cooperating non-contracting party to all relevant RFMOs	1.0	1.0	– 0

 Indicator ‘Authorised vessel data provided to FAO HSVAR’ used in 2019 has now changed to ‘Registered vessels with foreign or unknown ownership’.

Port score 2.11 ▼ 0.33

Port score by vulnerability 4.50 – 0

Related Indicators	2021	2019	2019-2021 change
Number of fishing ports	4.0	4.0	– 0
Port visits by foreign fishing or carrier vessels	5.0	5.0	– 0

Port score by prevalence 1.00 – 0

Views of MCS practitioners on port compliance incidents	1.0	1.0	– 0
View of fisheries observers on port compliance incidents	1.0	1.0	– 0

Port score by response 1.75 ▼ 0.75

Related Indicators	2021	2019	2019-2021 change
Party to the PSMA	1.0	1.0	— 0
Designated ports specified for entry by foreign vessels	1.0	1.0	— 0
Compliance with RFMO port state obligations	3.0	5.0	▼ 2.0

General score 1.83 ▲ 0.10

General score by vulnerability 1.22 — 0

Related Indicators	2021	2019	2019-2021 change
Trade balance for fisheries products	1.0	1.0	— 0
Share of global imports	3.0	3.0	— 0
Perception of levels of corruption	1.0	1.0	— 0
Gross national income per capita	1.0	1.0	— 0
Volume of catches	1.0	1.0	— 0

General score by prevalence 1.43 ▲ 0.43

Carded' under the EU IUU Regulation	1.0	1.0	— 0
Identified' by NOAA for IUU fishing	1.0	1.0	— 0
Mentions of IUU fishing in media reports	2.0	1.0	▲ 1.0

General score by response 2.43 — 0

Mandatory vessel tracking for commercial seagoing fleet	1.0	1.0	— 0
Demand for MSC products	1.0	1.0	— 0
Ratification/accesion of UNCLOS Convention	1.0	1.0	— 0
Ratification/accesion of UNFSA	1.0	1.0	— 0
Mentions in media reports to combatting IUU fishing	5.0	5.0	— 0
Have a NPOA-IUU	5.0	5.0	— 0
Market State is contracting party or cooperating non-contracting party to relevant RFMOs	1.0	1.0	— 0