

2021 Country profile

Mozambique


World ranking
117 of 152 countries ▼ 31

Africa ranking
34 of 38 countries ▼ 4

West Indian Ocean ranking
23 of 22 countries ▼ 8

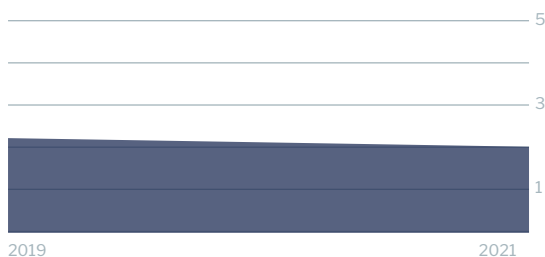
2021 IUU Score

1.98




3.00 Coastal
1.38 Flag
2.00 Port
1.90 General

IUU score trends
2019 - 2021 change ▼ 0.24



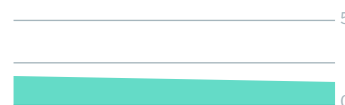
Coastal score trends ▲ 0.31



Port score trends ▼ 0.60



Flag score trends ▼ 0.38



General score trends ▼ 0.25



Note: Higher scores, and ranks closer to 1, indicate worse/poor performance. Green or red arrows show change in 2021 compared to 2019.

Coastal score **3.00** ▲ 0.31

Coastal score by vulnerability **3.50** ▼ 0.67

Related Indicators	2021	2019	2019-2021 change
Size of EEZ	4.0	4.0	— 0
Agreement over all maritime boundaries	1.0	5.0	▼ 4.0
Dependency on fish for protein	2.0	2.0	— 0
Authorise foreign vessels to operate in EEZ	5.0	5.0	— 0

Coastal score by prevalence **4.40** ▲ 1.80

Has MSC-certified fisheries	5.0	5.0	— 0
Views of MCS practitioners on coastal compliance incidents	4.0	1.0	▲ 3.0

Coastal score by response **1.00** — 0

Coastal State is contracting party or cooperating non-contracting party to all relevant RFMOs	1.0	1.0	— 0
Operate a national VMS/FMC centre	1.0	1.0	— 0

Flag score 1.38 ▼ 0.38

Flag score by vulnerability 1.50 – 0

Related Indicators	2021	2019	2019-2021 change
Distant water vessels on RFMO RAVs	2.0	2.0	– 0
Distant water vessels under several RFMOs	1.0	1.0	– 0

Flag score by prevalence 1.00 – 0

Vessels on IUU lists	1.0	1.0	– 0
View of fisheries observers on flag state compliance incidents	1.0	1.0	– 0
Views of MCS practitioners on flag state compliance incidents	1.0	1.0	– 0

Flag score by response 1.67 ▼ 1.00

Accepted FAO Compliance Agreement	1.0	1.0	– 0
Registered vessels with foreign or unknown ownership 	4.0	5.0	▼ 1.0
Provision of vessel data for inclusion in Global Record	1.0	5.0	▼ 4.0
Compliance with RFMO flag state obligations	2.0	2.0	– 0
Flag State is contracting party or cooperating non-contracting party to all relevant RFMOs	1.0	1.0	– 0

 Indicator ‘Authorised vessel data provided to FAO HSVAR’ used in 2019 has now changed to ‘Registered vessels with foreign or unknown ownership’.

Port score 2.00 ▼ 0.60

Port score by vulnerability 4.00 – 0

Related Indicators	2021	2019	2019-2021 change
Number of fishing ports	3.0	3.0	– 0
Port visits by foreign fishing or carrier vessels	5.0	5.0	– 0

Port score by prevalence 1.00 ▼ 1.00

Views of MCS practitioners on port compliance incidents	1.0	1.0	– 0
View of fisheries observers on port compliance incidents	1.0	3.0	▼ 2.0

Port score by response 1.75 ▼ 0.45

Related Indicators	2021	2019	2019-2021 change
Party to the PSMA	1.0	1.0	— 0
Designated ports specified for entry by foreign vessels	1.0	not applicable	
Compliance with RFMO port state obligations	3.0	3.0	— 0

General score 1.90 ▼ 0.25

General score by vulnerability 2.89 — 0

Related Indicators	2021	2019	2019-2021 change
Trade balance for fisheries products	1.0	1.0	— 0
Share of global imports	1.0	1.0	— 0
Perception of levels of corruption	4.0	4.0	— 0
Gross national income per capita	5.0	5.0	— 0
Volume of catches	1.0	1.0	— 0

General score by prevalence 1.00 — 0

Carded' under the EU IUU Regulation	1.0	1.0	— 0
Identified' by NOAA for IUU fishing	1.0	1.0	— 0
Mentions of IUU fishing in media reports	1.0	1.0	— 0

General score by response 1.71 ▼ 0.56

Mandatory vessel tracking for commercial seagoing fleet	1.0	1.0	— 0
Demand for MSC products	5.0	5.0	— 0
Ratification/accesion of UNCLOS Convention	1.0	1.0	— 0
Ratification/accesion of UNFSA	1.0	1.0	— 0
Mentions in media reports to combatting IUU fishing	2.0	4.0	▼ 2.0
Have a NPOA-IUU	1.0	not available	
Market State is contracting party or cooperating non-contracting party to relevant RFMOs	1.0	1.0	— 0