

2021 Country profile

Mexico


World ranking
15 of 152 countries ▼ 1

Caribbean & Central America ranking
1 of 21 countries

West Atlantic ranking
2 of 29 countries ▼ 1


Eastern Pacific ranking
1 of 13 countries

IUU score trends
2019 - 2021 change ▼ 0.10




2021 IUU Score

2.61




Coastal score trends ▼ 0.43



Port score trends ▲ 0.02



Flag score trends ▼ 0.38



General score trends ▲ 0.22



Note: Higher scores, and ranks closer to 1, indicate worse/poor performance. Green or red arrows show change in 2021 compared to 2019.

Coastal score **2.36** ▼ 0.43

Coastal score by vulnerability **4.25** – 0

Related Indicators	2021	2019	2019-2021 change
Size of EEZ	5.0	5.0	– 0
Agreement over all maritime boundaries	5.0*	5.0	– 0
Dependency on fish for protein	2.0	2.0	– 0
Authorise foreign vessels to operate in EEZ	not available	not available	

* indicates that scores from the 2019 version of the Index have been used due to 2021 data not being available

Coastal score by prevalence **1.40** ▼ 1.20

Related Indicators	2021	2019	2019-2021 change
Has MSC-certified fisheries	2.0	2.0	– 0
Views of MCS practitioners on coastal compliance incidents	1.0	3.0	▼ 2.0

Coastal score by response **1.80** – 0

Related Indicators	2021	2019	2019-2021 change
Coastal State is contracting party or cooperating non-contracting party to all relevant RFMOs	3.0	3.0	– 0
Operate a national VMS/FMC centre	1.0*	1.0	– 0

* indicates that scores from the 2019 version of the Index have been used due to 2021 data not being available

Flag score 2.13 ▼ 0.38

Flag score by vulnerability 3.00 – 0

Related Indicators	2021	2019	2019-2021 change
Distant water vessels on RFMO RAVs	4.0	4.0	– 0
Distant water vessels under several RFMOs	2.0	2.0	– 0

Flag score by prevalence 1.33 – 0

Vessels on IUU lists	1.0	1.0	– 0
View of fisheries observers on flag state compliance incidents	1.0	1.0	– 0
Views of MCS practitioners on flag state compliance incidents	2.0	2.0	– 0

Flag score by response 2.33 ▼ 1.00

Accepted FAO Compliance Agreement	1.0	1.0	– 0
Registered vessels with foreign or unknown ownership 	2.0	5.0	▼ 3.0
Provision of vessel data for inclusion in Global Record	5.0	5.0	– 0
Compliance with RFMO flag state obligations	2.0	4.0	▼ 2.0
Flag State is contracting party or cooperating non-contracting party to all relevant RFMOs	1.0	1.0	– 0

 Indicator 'Authorised vessel data provided to FAO HSVAR' used in 2019 has now changed to 'Registered vessels with foreign or unknown ownership'.

Port score 2.89 ▲ 0.02

Port score by vulnerability 4.50 – 0

Related Indicators	2021	2019	2019-2021 change
Number of fishing ports	4.0	4.0	– 0
Port visits by foreign fishing or carrier vessels	5.0	5.0	– 0

Port score by prevalence 1.00 – 0

Views of MCS practitioners on port compliance incidents	1.0	1.0	– 0
View of fisheries observers on port compliance incidents	1.0	1.0	– 0



Port score by response 3.50 ▼ 0.30

Related Indicators	2021	2019	2019-2021 change
Party to the PSMA	5.0	5.0	— 0
Designated ports specified for entry by foreign vessels	5.0	not applicable	
Compliance with RFMO port state obligations	1.0	3.0	▼ 2.0

General score 3.00 ▲ 0.22

General score by vulnerability 3.11 ▲ 0.11

Related Indicators	2021	2019	2019-2021 change
Trade balance for fisheries products	2.0	2.0	— 0
Share of global imports	2.0	1.0	▲ 1.0
Perception of levels of corruption	4.0	4.0	— 0
Gross national income per capita	3.0	3.0	— 0
Volume of catches	3.0	3.0	— 0

General score by prevalence 3.14 ▲ 0.14

Carded' under the EU IUU Regulation	1.0	1.0	— 0
Identified' by NOAA for IUU fishing	4.0	5.0	▼ 1.0
Mentions of IUU fishing in media reports	4.0	3.0	▲ 1.0

General score by response 2.82 ▲ 0.36

Mandatory vessel tracking for commercial seagoing fleet	1.0*	1.0	— 0
Demand for MSC products	5.0	4.0	▲ 1.0
Ratification/accesion of UNCLOS Convention	1.0	1.0	— 0
Ratification/accesion of UNFSA	5.0	5.0	— 0
Mentions in media reports to combatting IUU fishing	5.0	4.0	▲ 1.0
Have a NPOA-IUU	not available	not available	
Market State is contracting party or cooperating non-contracting party to relevant RFMOs	1.0	1.0	— 0

* indicates that scores from the 2019 version of the Index have been used due to 2021 data not being available