

2021 Country profile

Mauritius


World ranking
62 of 152 countries ▲ 39

Africa ranking
22 of 38 countries ▲ 11

West Indian Ocean ranking
12 of 22 countries ▲ 7

2021 IUU Score


2.30




3.06 Coastal
2.21 Flag
2.56 Port
1.80 General

IUU score trends

2019 - 2021 change ▲ 0.15




Coastal score trends ▲ 0.19




Port score trends — 0



Flag score trends ▲ 0.33



General score trends ▲ 0.07



Note: Higher scores, and ranks closer to 1, indicate worse/poor performance. Green or red arrows show change in 2021 compared to 2019.

Coastal score 3.06 ▲ 0.19

Coastal score by vulnerability 4.67 — 0

Related Indicators	2021	2019	2019-2021 change
Size of EEZ	5.0	5.0	— 0
Agreement over all maritime boundaries	5.0	5.0	— 0
Dependency on fish for protein	3.0	3.0	— 0
Authorise foreign vessels to operate in EEZ	5.0	5.0	— 0

Coastal score by prevalence 3.20 ▲ 0.60

Has MSC-certified fisheries	5.0	5.0	— 0
Views of MCS practitioners on coastal compliance incidents	2.0	1.0	▲ 1.0

Coastal score by response 1.00 — 0

Coastal State is contracting party or cooperating non-contracting party to all relevant RFMOs	1.0	1.0	— 0
Operate a national VMS/FMC centre	1.0	1.0	— 0

Flag score 2.21 ▲ 0.33

Flag score by vulnerability 2.00 – 0

Related Indicators	2021	2019	2019-2021 change
Distant water vessels on RFMO RAVs	2.0	2.0	– 0
Distant water vessels under several RFMOs	2.0	2.0	– 0

Flag score by prevalence 1.00 – 0

Vessels on IUU lists	1.0	1.0	– 0
View of fisheries observers on flag state compliance incidents	1.0	1.0	– 0
Views of MCS practitioners on flag state compliance incidents	1.0	1.0	– 0

Flag score by response 3.56 ▲ 0.89

Accepted FAO Compliance Agreement	1.0	1.0	– 0
Registered vessels with foreign or unknown ownership 	4.0	5.0	▼ 1.0
Provision of vessel data for inclusion in Global Record	5.0	5.0	– 0
Compliance with RFMO flag state obligations	5.0	2.0	▲ 3.0
Flag State is contracting party or cooperating non-contracting party to all relevant RFMOs	1.0	1.0	– 0

 Indicator ‘Authorised vessel data provided to FAO HSVAR’ used in 2019 has now changed to ‘Registered vessels with foreign or unknown ownership’.

Port score 2.56 – 0

Port score by vulnerability 3.50 – 0

Related Indicators	2021	2019	2019-2021 change
Number of fishing ports	2.0	2.0	– 0
Port visits by foreign fishing or carrier vessels	5.0	5.0	– 0

Port score by prevalence 2.00 ▼ 1.00

Views of MCS practitioners on port compliance incidents	3.0	3.0	– 0
View of fisheries observers on port compliance incidents	1.0	3.0	▼ 2.0

Port score by response 2.50 ▲ 0.75

Related Indicators	2021	2019	2019-2021 change
Party to the PSMA	1.0	1.0	— 0
Designated ports specified for entry by foreign vessels	1.0	1.0	— 0
Compliance with RFMO port state obligations	5.0	3.0	▲ 2.0

General score 1.80 ▲ 0.07

General score by vulnerability 1.89 — 0

Related Indicators	2021	2019	2019-2021 change
Trade balance for fisheries products	1.0	1.0	— 0
Share of global imports	1.0	1.0	— 0
Perception of levels of corruption	3.0	3.0	— 0
Gross national income per capita	2.0	2.0	— 0
Volume of catches	1.0	1.0	— 0

General score by prevalence 1.00 — 0

Carded' under the EU IUU Regulation	1.0	1.0	— 0
Identified' by NOAA for IUU fishing	1.0	1.0	— 0
Mentions of IUU fishing in media reports	1.0	1.0	— 0

General score by response 2.14 ▲ 0.14

Mandatory vessel tracking for commercial seagoing fleet	1.0	1.0	— 0
Demand for MSC products	5.0	5.0	— 0
Ratification/accesion of UNCLOS Convention	1.0	1.0	— 0
Ratification/accesion of UNFSA	1.0	1.0	— 0
Mentions in media reports to combatting IUU fishing	3.0	4.0	▼ 1.0
Have a NPOA-IUU	1.0	1.0	— 0
Market State is contracting party or cooperating non-contracting party to relevant RFMOs	3.0	1.0	▲ 2.0