



2021 Country profile

Maldives

World ranking

92 of 152 countries ▼ 11

Asia ranking


19 of 20 countries

West Indian Ocean ranking

18 of 22 countries ▼ 5


2021
IUU
Score

2.17

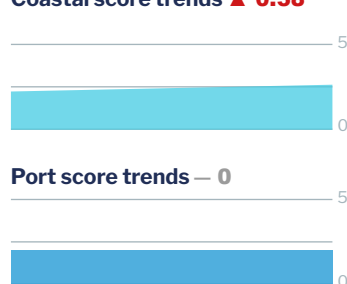


IUU score trends

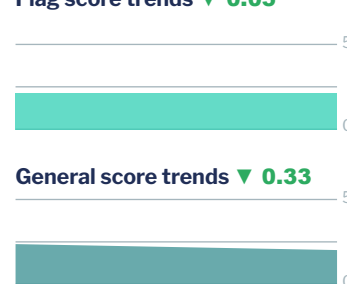
2019 - 2021 change ▼ 0.06



Coastal score trends ▲ 0.38




Flag score trends ▼ 0.05



Port score trends — 0



General score trends ▼ 0.33



Note: Higher scores, and ranks closer to 1, indicate worse/poor performance. Green or red arrows show change in 2021 compared to 2019.

Coastal score

2.63

▲ 0.38

Coastal score by vulnerability

3.33

— 0

Related Indicators

	2021	2019	2019-2021 change
Size of EEZ	4.0	4.0	— 0
Agreement over all maritime boundaries	5.0	5.0	— 0
Dependency on fish for protein	5.0	5.0	— 0
Authorise foreign vessels to operate in EEZ	1.0	1.0	— 0

Coastal score by prevalence

3.40

▲ 1.20

Has MSC-certified fisheries	4.0	4.0	— 0
Views of MCS practitioners on coastal compliance incidents	3.0	1.0	▲ 2.0

Coastal score by response

1.00

— 0

Coastal State is contracting party or cooperating non-contracting party to all relevant RFMOs	1.0	1.0	— 0
Operate a national VMS/FMC centre	1.0	1.0	— 0

Flag score

2.13 ▼ 0.05

Flag score by vulnerability

3.00 – 0

Related Indicators	2021	2019	2019-2021 change
Distant water vessels on RFMO RAVs	5.0	5.0	– 0
Distant water vessels under several RFMOs	1.0	1.0	– 0

Flag score by prevalence

1.00 – 0

Vessels on IUU lists	1.0	1.0	– 0
View of fisheries observers on flag state compliance incidents	1.0	1.0	– 0
Views of MCS practitioners on flag state compliance incidents	1.0	1.0	– 0

Flag score by response

2.67 ▼ 0.21

Accepted FAO Compliance Agreement	5.0	5.0	– 0
Registered vessels with foreign or unknown ownership 	1.0	not available	
Provision of vessel data for inclusion in Global Record	5.0	5.0	– 0
Compliance with RFMO flag state obligations	2.0	2.0	– 0
Flag State is contracting party or cooperating non-contracting party to all relevant RFMOs	1.0	1.0	– 0

 Indicator 'Authorised vessel data provided to FAO HSVAR' used in 2019 has now changed to 'Registered vessels with foreign or unknown ownership'.

Port score

2.00 – 0

Port score by vulnerability

4.00 – 0

Related Indicators	2021	2019	2019-2021 change
Number of fishing ports	3.0	3.0	– 0
Port visits by foreign fishing or carrier vessels	5.0	5.0	– 0

Port score by prevalence

1.00 – 0

Views of MCS practitioners on port compliance incidents	1.0	1.0	– 0
View of fisheries observers on port compliance incidents	1.0	1.0	– 0



Port score by response 1.75 — 0

Related Indicators	2021	2019	2019-2021 change
Party to the PSMA	1.0	1.0	— 0
Designated ports specified for entry by foreign vessels	1.0	1.0	— 0
Compliance with RFMO port state obligations	3.0	3.0	— 0

General score 2.07 ▼ 0.33

General score by vulnerability 2.78 — 0

Related Indicators	2021	2019	2019-2021 change
Trade balance for fisheries products	4.0	4.0	— 0
Share of global imports	1.0	1.0	— 0
Perception of levels of corruption	4.0	4.0	— 0
Gross national income per capita	3.0	3.0	— 0
Volume of catches	1.0	1.0	— 0

General score by prevalence 1.00 — 0

Carded' under the EU IUU Regulation	1.0	1.0	— 0
Identified' by NOAA for IUU fishing	1.0	1.0	— 0
Mentions of IUU fishing in media reports	1.0	1.0	— 0

General score by response 2.14 ▼ 0.71

Mandatory vessel tracking for commercial seagoing fleet	1.0	1.0	— 0
Demand for MSC products	5.0	5.0	— 0
Ratification/accession of UNCLOS Convention	1.0	1.0	— 0
Ratification/accession of UNFSA	1.0	1.0	— 0
Mentions in media reports to combatting IUU fishing	5.0	4.0	▲ 1.0
Have a NPOA-IUU	1.0	5.0	▼ 4.0
Market State is contracting party or cooperating non-contracting party to relevant RFMOs	1.0	1.0	— 0