

2021 Country profile

Malaysia

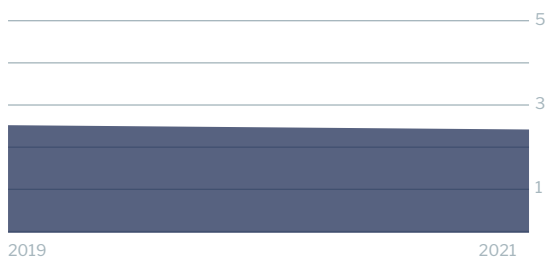
World ranking
47 of 152 countries ▼ 15

Asia ranking
12 of 20 countries

East Indian Ocean ranking
5 of 9 countries ▲ 2


Western Pacific ranking
13 of 29 countries ▼ 2

IUU score trends
2019 - 2021 change ▼ 0.13



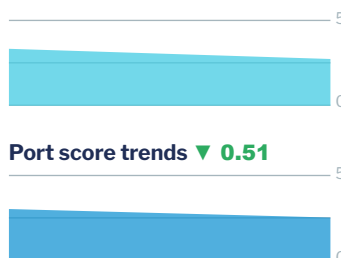
2021 IUU Score

2.39

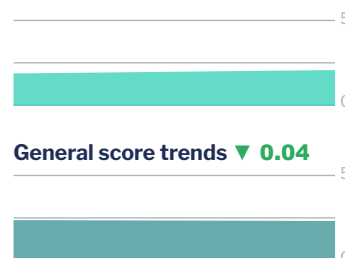


2.75 Coastal
2.08 Flag
2.56 Port
2.33 General

Coastal score trends ▼ 0.61



Flag score trends ▲ 0.17



Port score trends ▼ 0.51



General score trends ▼ 0.04



Note: Higher scores, and ranks closer to 1, indicate worse/poor performance. Green or red arrows show change in 2021 compared to 2019.

Coastal score **2.75** ▼ 0.61

Coastal score by vulnerability **2.67** ▼ 1.83

Related Indicators	2021	2019	2019-2021 change
Size of EEZ	4.0	4.0	— 0
Agreement over all maritime boundaries	1.0	5.0	▼ 4.0
Dependency on fish for protein	5.0	5.0	— 0
Authorise foreign vessels to operate in EEZ	1.0	not available	

Coastal score by prevalence **3.80** ▲ 1.20

Related Indicators	2021	2019	2019-2021 change
Has MSC-certified fisheries	5.0	5.0	— 0
Views of MCS practitioners on coastal compliance incidents	3.0	1.0	▲ 2.0

Coastal score by response **1.80** ▼ 1.20

Related Indicators	2021	2019	2019-2021 change
Coastal State is contracting party or cooperating non-contracting party to all relevant RFMOs	3.0	3.0	— 0
Operate a national VMS/FMC centre	1.0	not available	

Flag score **2.08** ▲ 0.17

Flag score by vulnerability **1.50** – 0


Related Indicators	2021	2019	2019-2021 change
Distant water vessels on RFMO RAVs	2.0	2.0	– 0
Distant water vessels under several RFMOs	1.0	1.0	– 0

Flag score by prevalence **1.67** ▲ 0.33

Vessels on IUU lists	1.0	1.0	– 0
View of fisheries observers on flag state compliance incidents	1.0	2.0	▼ 1.0
Views of MCS practitioners on flag state compliance incidents	3.0	1.0	▲ 2.0

Flag score by response **2.89** ▲ 0.01

Accepted FAO Compliance Agreement	5.0	5.0	– 0
Registered vessels with foreign or unknown ownership 	3.0	not available	
Provision of vessel data for inclusion in Global Record	5.0	5.0	– 0
Compliance with RFMO flag state obligations	2.0	2.0	– 0
Flag State is contracting party or cooperating non-contracting party to all relevant RFMOs	1.0	1.0	– 0

 Indicator 'Authorised vessel data provided to FAO HSVAR' used in 2019 has now changed to 'Registered vessels with foreign or unknown ownership'.

Port score **2.56** ▼ 0.51

Port score by vulnerability **4.50** – 0

Related Indicators	2021	2019	2019-2021 change
Number of fishing ports	4.0	4.0	– 0
Port visits by foreign fishing or carrier vessels	5.0	5.0	– 0

Port score by prevalence **2.00** ▲ 0.50

Views of MCS practitioners on port compliance incidents	3.0	2.0	▲ 1.0
View of fisheries observers on port compliance incidents	1.0	1.0	– 0



Port score by response 2.00 ▼ 1.80

Related Indicators	2021	2019	2019-2021 change
Party to the PSMA	5.0	5.0	— 0
Designated ports specified for entry by foreign vessels	1.0	not applicable	
Compliance with RFMO port state obligations	1.0	3.0	▼ 2.0

General score 2.33 ▼ 0.04

General score by vulnerability 2.44 ▼ 0.44

Related Indicators	2021	2019	2019-2021 change
Trade balance for fisheries products	1.0	1.0	— 0
Share of global imports	2.0	2.0	— 0
Perception of levels of corruption	3.0	3.0	— 0
Gross national income per capita	2.0	3.0	▼ 1.0
Volume of catches	3.0	4.0	▼ 1.0

General score by prevalence 1.43 ▲ 0.43

Carded' under the EU IUU Regulation	1.0	1.0	— 0
Identified' by NOAA for IUU fishing	1.0	1.0	— 0
Mentions of IUU fishing in media reports	2.0	1.0	▲ 1.0

General score by response 2.71 ▼ 0.29

Mandatory vessel tracking for commercial seagoing fleet	1.0	not available	
Demand for MSC products	5.0	4.0	▲ 1.0
Ratification/accesion of UNCLOS Convention	1.0	1.0	— 0
Ratification/accesion of UNFSA	5.0	5.0	— 0
Mentions in media reports to combatting IUU fishing	5.0	2.0	▲ 3.0
Have a NPOA-IUU	1.0	not available	
Market State is contracting party or cooperating non-contracting party to relevant RFMOs	3.0	3.0	— 0