



2021 Country profile

Madagascar

World ranking

57 of 152 countries ▲ 12

Africa ranking


19 of 38 countries ▲ 5

West Indian Ocean ranking

11 of 22 countries

2021
IUU
Score

2.33




3.00 1.75 2.00 2.63


Coastal Flag Port General

IUU score trends

2019 - 2021 change ▲ 0.06



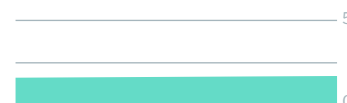
Coastal score trends — 0



Port score trends ▼ 0.50



Flag score trends ▲ 0.13



General score trends ▲ 0.37



Note: Higher scores, and ranks closer to 1, indicate worse/poor performance. Green or red arrows show change in 2021 compared to 2019.

Coastal score 3.00 — 0

Coastal score by vulnerability 4.33 — 0

Related Indicators

	2021	2019	2019-2021 change
Size of EEZ	5.0	5.0	— 0
Agreement over all maritime boundaries	5.0	5.0	— 0
Dependency on fish for protein	1.0	1.0	— 0
Authorise foreign vessels to operate in EEZ	5.0	5.0	— 0

Coastal score by prevalence 2.60 — 0

Has MSC-certified fisheries	5.0	5.0	— 0
Views of MCS practitioners on coastal compliance incidents	1.0	1.0	— 0

Coastal score by response 1.80 — 0

Coastal State is contracting party or cooperating non-contracting party to all relevant RFMOs	3.0	3.0	— 0
Operate a national VMS/FMC centre	1.0	1.0	— 0

Flag score

1.75 ▲ 0.13

Flag score by vulnerability

1.00 — 0

Related Indicators	2021	2019	2019-2021 change
Distant water vessels on RFMO RAVs	1.0	1.0	— 0
Distant water vessels under several RFMOs	1.0	1.0	— 0


Flag score by prevalence

1.00 — 0

Vessels on IUU lists	1.0	1.0	— 0
View of fisheries observers on flag state compliance incidents	1.0	1.0	— 0
Views of MCS practitioners on flag state compliance incidents	1.0	1.0	— 0

Flag score by response

3.00 ▲ 0.33

Accepted FAO Compliance Agreement	1.0	1.0	— 0
Registered vessels with foreign or unknown ownership 	5.0	5.0	— 0
Provision of vessel data for inclusion in Global Record	5.0	5.0	— 0
Compliance with RFMO flag state obligations	3.0	2.0	▲ 1.0
Flag State is contracting party or cooperating non-contracting party to all relevant RFMOs	1.0	1.0	— 0

 Indicator 'Authorised vessel data provided to FAO HSVAR' used in 2019 has now changed to 'Registered vessels with foreign or unknown ownership'.

Port score

2.00 ▼ 0.50

Port score by vulnerability

4.00 — 0

Related Indicators	2021	2019	2019-2021 change
Number of fishing ports	3.0	3.0	— 0
Port visits by foreign fishing or carrier vessels	5.0	5.0	— 0

Port score by prevalence

1.00 ▼ 1.50

Views of MCS practitioners on port compliance incidents	1.0	1.0	— 0
View of fisheries observers on port compliance incidents	1.0	4.0	▼ 3.0


Port score by response **1.75** — 0

Related Indicators	2021	2019	2019-2021 change
Party to the PSMA	1.0	1.0	— 0
Designated ports specified for entry by foreign vessels	1.0	1.0	— 0
Compliance with RFMO port state obligations	3.0	3.0	— 0

General score **2.63** ▲ 0.37

General score by vulnerability **3.33** ▲ 0.11

Related Indicators	2021	2019	2019-2021 change
Trade balance for fisheries products	5.0	4.0	▲ 1.0
Share of global imports	1.0	1.0	— 0
Perception of levels of corruption	4.0	4.0	— 0
Gross national income per capita	5.0	5.0	— 0
Volume of catches	1.0	1.0	— 0

General score by prevalence **1.00** — 0

Carded' under the EU IUU Regulation	1.0	1.0	— 0
Identified' by NOAA for IUU fishing	1.0	1.0	— 0
Mentions of IUU fishing in media reports	1.0	1.0	— 0

General score by response **3.00** ▲ 0.71

Mandatory vessel tracking for commercial seagoing fleet	1.0	1.0	— 0
Demand for MSC products	5.0	5.0	— 0
Ratification/accession of UNCLOS Convention	1.0	1.0	— 0
Ratification/accession of UNFSA	5.0	5.0	— 0
Mentions in media reports to combatting IUU fishing	3.0	4.0	▼ 1.0
Have a NPOA-IUU	5.0	1.0	▲ 4.0
Market State is contracting party or cooperating non-contracting party to relevant RFMOs	1.0	1.0	— 0