

2021 Country profile

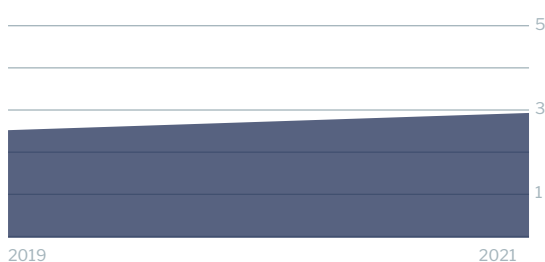
Korea (Rep. South)

World ranking
3 of 152 countries ▲ 34

Asia ranking
2 of 20 countries ▲ 11


Western Pacific ranking
3 of 29 countries ▲ 9

IUU score trends
2019 - 2021 change ▲ 0.42

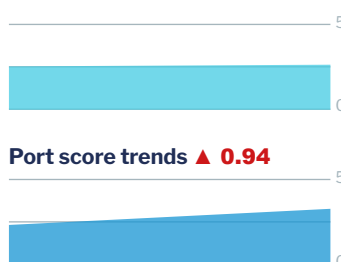


2021 IUU Score

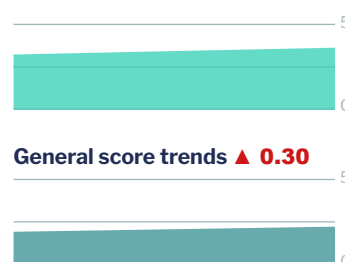
2.91



Coastal score trends ▲ 0.05



Flag score trends ▲ 0.42



Port score trends ▲ 0.94



General score trends ▲ 0.30



Note: Higher scores, and ranks closer to 1, indicate worse/poor performance. Green or red arrows show change in 2021 compared to 2019.

Coastal score **2.63** ▲ 0.05

Coastal score by vulnerability **4.67** ▲ 0.17

Related Indicators	2021	2019	2019-2021 change
Size of EEZ	4.0	4.0	— 0
Agreement over all maritime boundaries	5.0	5.0	— 0
Dependency on fish for protein	5.0	5.0	— 0
Authorise foreign vessels to operate in EEZ	5.0	not available	

Coastal score by prevalence **1.80** ▼ 0.80

Has MSC-certified fisheries	3.0	5.0	▼ 2.0
Views of MCS practitioners on coastal compliance incidents	1.0	1.0	— 0

Coastal score by response **1.00** — 0

Coastal State is contracting party or cooperating non-contracting party to all relevant RFMOs	1.0	1.0	— 0
Operate a national VMS/FMC centre	1.0	1.0	— 0

Flag score 3.67 ▲ 0.42


Flag score by vulnerability 5.00 – 0

Related Indicators	2021	2019	2019-2021 change
Distant water vessels on RFMO RAVs	5.0	5.0	– 0
Distant water vessels under several RFMOs	5.0	5.0	– 0

Flag score by prevalence 4.00 ▲ 1.00

Vessels on IUU lists	3.0	2.0	▲ 1.0
View of fisheries observers on flag state compliance incidents	5.0	4.0	▲ 1.0
Views of MCS practitioners on flag state compliance incidents	4.0	3.0	▲ 1.0

Flag score by response 2.44 ▲ 0.11

Accepted FAO Compliance Agreement	1.0	1.0	– 0
Registered vessels with foreign or unknown ownership 	2.0	4.0	▼ 2.0
Provision of vessel data for inclusion in Global Record	1.0	1.0	– 0
Compliance with RFMO flag state obligations	5.0	4.0	▲ 1.0
Flag State is contracting party or cooperating non-contracting party to all relevant RFMOs	1.0	1.0	– 0

 Indicator 'Authorised vessel data provided to FAO HSVAR' used in 2019 has now changed to 'Registered vessels with foreign or unknown ownership'.

Port score 3.28 ▲ 0.94

Port score by vulnerability 4.50 – 0

Related Indicators	2021	2019	2019-2021 change
Number of fishing ports	4.0	4.0	– 0
Port visits by foreign fishing or carrier vessels	5.0	5.0	– 0

Port score by prevalence 3.50 ▲ 1.50

Views of MCS practitioners on port compliance incidents	4.0	3.0	▲ 1.0
View of fisheries observers on port compliance incidents	3.0	1.0	▲ 2.0

Port score by response 2.50 ▲ 1.50

Related Indicators	2021	2019	2019-2021 change
Party to the PSMA	1.0	1.0	— 0
Designated ports specified for entry by foreign vessels	5.0	not applicable	
Compliance with RFMO port state obligations	1.0	1.0	— 0

General score 2.23 ▲ 0.30

General score by vulnerability 2.67 — 0

Related Indicators	2021	2019	2019-2021 change
Trade balance for fisheries products	3.0	3.0	— 0
Share of global imports	4.0	4.0	— 0
Perception of levels of corruption	3.0	3.0	— 0
Gross national income per capita	1.0	1.0	— 0
Volume of catches	3.0	3.0	— 0

General score by prevalence 2.71 ▲ 1.29

Carded' under the EU IUU Regulation	1.0	1.0	— 0
Identified' by NOAA for IUU fishing	4.0	1.0	▲ 3.0
Mentions of IUU fishing in media reports	3.0	2.0	▲ 1.0

General score by response 1.71 — 0

Mandatory vessel tracking for commercial seagoing fleet	1.0	1.0	— 0
Demand for MSC products	4.0	4.0	— 0
Ratification/accesion of UNCLOS Convention	1.0	1.0	— 0
Ratification/accesion of UNFSA	1.0	1.0	— 0
Mentions in media reports to combatting IUU fishing	3.0	3.0	— 0
Have a NPOA-IUU	1.0	1.0	— 0
Market State is contracting party or cooperating non-contracting party to relevant RFMOs	1.0	1.0	— 0