

2021 Country profile

Korea (North)


World ranking
17 of 152 countries ▲ 7

Asia ranking
5 of 20 countries ▲ 6

Western Pacific ranking
6 of 29 countries ▲ 3

2021 IUU Score


2.58



2.46 Coastal
1.47 Flag
3.13 Port
3.08 General

IUU score trends

2019 - 2021 change — 0



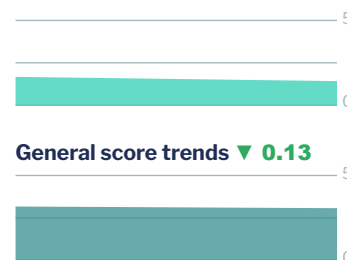
Coastal score trends — 0




Port score trends ▲ 0.47



Flag score trends ▼ 0.22



General score trends ▼ 0.13



Note: Higher scores, and ranks closer to 1, indicate worse/poor performance. Green or red arrows show change in 2021 compared to 2019.

Coastal score **2.46** — 0

Coastal score by vulnerability **2.17** — 0

Related Indicators	2021	2019	2019-2021 change
Size of EEZ	2.0	2.0	— 0
Agreement over all maritime boundaries	5.0*	5.0	— 0
Dependency on fish for protein	2.0	2.0	— 0
Authorise foreign vessels to operate in EEZ	1.0*	1.0	— 0

* indicates that scores from the 2019 version of the Index have been used due to 2021 data not being available

Coastal score by prevalence **2.60** — 0

Has MSC-certified fisheries	5.0	5.0	— 0
Views of MCS practitioners on coastal compliance incidents	1.0	1.0	— 0

Coastal score by response **3.00** — 0

Coastal State is contracting party or cooperating non-contracting party to all relevant RFMOs	3.0	3.0	— 0
Operate a national VMS/FMC centre	not available	not available	



Flag score **1.47** ▼ **0.22**

Flag score by vulnerability **1.00** – 0

Related Indicators	2021	2019	2019-2021 change
Distant water vessels on RFMO RAVs	1.0	1.0	– 0
Distant water vessels under several RFMOs	not applicable	not applicable	

Flag score by prevalence **1.00** ▼ **0.33**

Vessels on IUU lists	1.0	1.0	– 0
View of fisheries observers on flag state compliance incidents	1.0	2.0	▼ 1.0
Views of MCS practitioners on flag state compliance incidents	1.0	1.0	– 0

Flag score by response **2.60** ▼ **0.40**

Accepted FAO Compliance Agreement	not applicable	not applicable	
Registered vessels with foreign or unknown ownership	1.0	not available	
Provision of vessel data for inclusion in Global Record	5.0	5.0	– 0
Compliance with RFMO flag state obligations	not applicable	not applicable	
Flag State is contracting party or cooperating non-contracting party to all relevant RFMOs	1.0	1.0	– 0

Indicator 'Authorised vessel data provided to FAO HSVAR' used in 2019 has now changed to 'Registered vessels with foreign or unknown ownership'.

Port score **3.13** ▲ **0.47**

Port score by vulnerability **4.00** – 0

Related Indicators	2021	2019	2019-2021 change
Number of fishing ports	3.0	3.0	– 0
Port visits by foreign fishing or carrier vessels	5.0	5.0	– 0

Port score by prevalence **1.00** – 0

Views of MCS practitioners on port compliance incidents	1.0	1.0	– 0
View of fisheries observers on port compliance incidents	1.0	1.0	– 0

Port score by response **5.00** – 0

Related Indicators	2021	2019	2019-2021 change
Party to the PSMA	5.0	5.0	– 0
Designated ports specified for entry by foreign vessels	5.0	not applicable	
Compliance with RFMO port state obligations	not applicable	not applicable	

General score **3.08** ▼ 0.13

General score by vulnerability **3.56** ▲ 0.33

Related Indicators	2021	2019	2019-2021 change
Trade balance for fisheries products	4.0	1.0	▲ 3.0
Share of global imports	1.0	1.0	– 0
Perception of levels of corruption	5.0	5.0	– 0
Gross national income per capita	5.0	5.0	– 0
Volume of catches	1.0	1.0	– 0

General score by prevalence **1.43** ▼ 0.86

Carded' under the EU IUU Regulation	1.0	1.0	– 0
Identified' by NOAA for IUU fishing	1.0	1.0	– 0
Mentions of IUU fishing in media reports	2.0	4.0	▼ 2.0

General score by response **4.00** – 0

Mandatory vessel tracking for commercial seagoing fleet	not available	not available	
Demand for MSC products	5.0	5.0	– 0
Ratification/accesion of UNCLOS Convention	5.0	5.0	– 0
Ratification/accesion of UNFSA	5.0	5.0	– 0
Mentions in media reports to combatting IUU fishing	5.0	5.0	– 0
Have a NPOA-IUU	not available	not available	
Market State is contracting party or cooperating non-contracting party to relevant RFMOs	1.0	1.0	– 0