

2021 Country profile

Japan


World ranking
12 of 152 countries ▲ 7

Asia ranking
4 of 20 countries ▲ 5

Western Pacific ranking
5 of 29 countries ▲ 3

2021 IUU Score


2.67



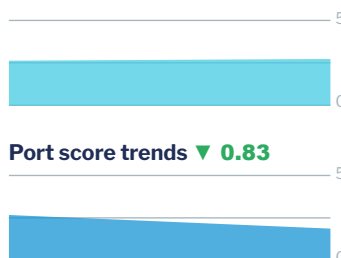
2.75 Coastal
3.33 Flag
1.89 Port
2.57 General

IUU score trends

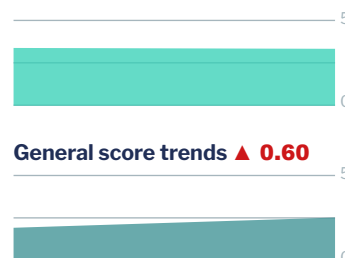
2019 - 2021 change ▲ 0.05



Coastal score trends ▲ 0.13



Flag score trends ▼ 0.04



Port score trends ▼ 0.83



General score trends ▲ 0.60



Note: Higher scores, and ranks closer to 1, indicate worse/poor performance. Green or red arrows show change in 2021 compared to 2019.

Coastal score 2.75 ▲ 0.13

Coastal score by vulnerability 5.00 – 0

Related Indicators	2021	2019	2019-2021 change
Size of EEZ	5.0	5.0	– 0
Agreement over all maritime boundaries	5.0	5.0	– 0
Dependency on fish for protein	5.0	5.0	– 0
Authorise foreign vessels to operate in EEZ	5.0	5.0	– 0

Coastal score by prevalence 1.80 ▲ 0.40

Has MSC-certified fisheries	3.0	2.0	▲ 1.0
Views of MCS practitioners on coastal compliance incidents	1.0	1.0	– 0

Coastal score by response 1.00 – 0

Coastal State is contracting party or cooperating non-contracting party to all relevant RFMOs	1.0	1.0	– 0
Operate a national VMS/FMC centre	1.0	1.0	– 0

Flag score 3.33 ▼ 0.04

Flag score by vulnerability 5.00 – 0

Related Indicators	2021	2019	2019-2021 change
Distant water vessels on RFMO RAVs	5.0	5.0	– 0
Distant water vessels under several RFMOs	5.0	5.0	– 0

Flag score by prevalence 2.00 – 0

Vessels on IUU lists	1.0	1.0	– 0
View of fisheries observers on flag state compliance incidents	4.0	4.0	– 0
Views of MCS practitioners on flag state compliance incidents	1.0	1.0	– 0

Flag score by response 3.56 ▼ 0.11

Accepted FAO Compliance Agreement	1.0	1.0	– 0
Registered vessels with foreign or unknown ownership 	2.0	5.0	▼ 3.0
Provision of vessel data for inclusion in Global Record	5.0	5.0	– 0
Compliance with RFMO flag state obligations	5.0	5.0	– 0
Flag State is contracting party or cooperating non-contracting party to all relevant RFMOs	2.0	1.0	▲ 1.0

 Indicator 'Authorised vessel data provided to FAO HSVAR' used in 2019 has now changed to 'Registered vessels with foreign or unknown ownership'.

Port score 1.89 ▼ 0.83

Port score by vulnerability 5.00 – 0

Related Indicators	2021	2019	2019-2021 change
Number of fishing ports	5.0	5.0	– 0
Port visits by foreign fishing or carrier vessels	5.0	5.0	– 0

Port score by prevalence 1.00 ▼ 0.50

Views of MCS practitioners on port compliance incidents	1.0	1.0	– 0
View of fisheries observers on port compliance incidents	1.0	2.0	▼ 1.0

Port score by response 1.00 ▼ 1.50

Related Indicators	2021	2019	2019-2021 change
Party to the PSMA	1.0	1.0	— 0
Designated ports specified for entry by foreign vessels	1.0	1.0	— 0
Compliance with RFMO port state obligations	1.0	5.0	▼ 4.0

General score 2.57 ▲ 0.60

General score by vulnerability 3.00 — 0

Related Indicators	2021	2019	2019-2021 change
Trade balance for fisheries products	4.0	4.0	— 0
Share of global imports	5.0	5.0	— 0
Perception of levels of corruption	2.0	2.0	— 0
Gross national income per capita	1.0	1.0	— 0
Volume of catches	5.0	5.0	— 0

General score by prevalence 1.43 — 0

Carded' under the EU IUU Regulation	1.0	1.0	— 0
Identified' by NOAA for IUU fishing	1.0	1.0	— 0
Mentions of IUU fishing in media reports	2.0	2.0	— 0

General score by response 2.86 ▲ 1.29

Mandatory vessel tracking for commercial seagoing fleet	1.0	1.0	— 0
Demand for MSC products	4.0	4.0	— 0
Ratification/accesion of UNCLOS Convention	1.0	1.0	— 0
Ratification/accesion of UNFSA	1.0	1.0	— 0
Mentions in media reports to combatting IUU fishing	5.0	2.0	▲ 3.0
Have a NPOA-IUU	5.0	1.0	▲ 4.0
Market State is contracting party or cooperating non-contracting party to relevant RFMOs	1.0	1.0	— 0