

2021 Country profile

Italy


World ranking
59 of 152 countries ▼ 24

Europe ranking
4 of 31 countries

Mediterranean & Black Sea ranking
9 of 26 countries ▼ 3

2021 IUU Score

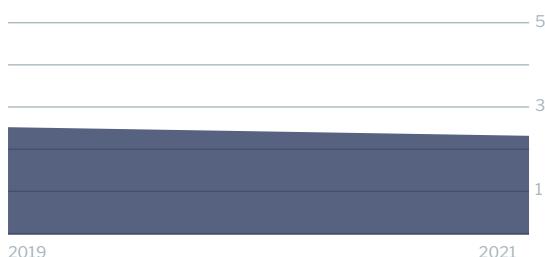
2.32



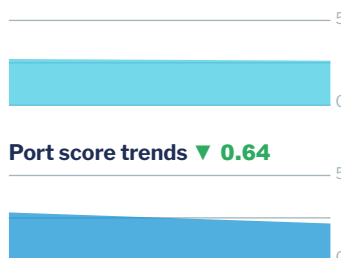
2.63 Coastal
2.17 Flag
2.22 Port
2.33 General

IUU score trends

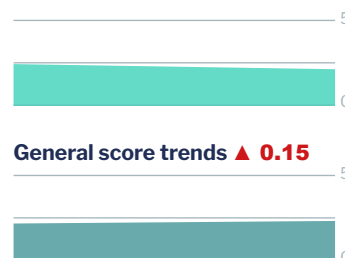
2019 - 2021 change ▼ 0.18



Coastal score trends ▼ 0.13



Flag score trends ▼ 0.29



Port score trends ▼ 0.64



General score trends ▲ 0.15



Note: Higher scores, and ranks closer to 1, indicate worse/poor performance. Green or red arrows show change in 2021 compared to 2019.

Coastal score **2.63** ▼ 0.13

Coastal score by vulnerability **4.33** - 0

Related Indicators	2021	2019	2019-2021 change
Size of EEZ	4.0	4.0	- 0
Agreement over all maritime boundaries	5.0	5.0	- 0
Dependency on fish for protein	3.0	3.0	- 0
Authorise foreign vessels to operate in EEZ	5.0*	5.0	- 0

* indicates that scores from the 2019 version of the Index have been used due to 2021 data not being available

Coastal score by prevalence **2.20** ▼ 0.40

Has MSC-certified fisheries	4.0	5.0	▼ 1.0
Views of MCS practitioners on coastal compliance incidents	1.0	1.0	- 0

Coastal score by response **1.00** - 0

Coastal State is contracting party or cooperating non-contracting party to all relevant RFMOs	1.0	1.0	- 0
Operate a national VMS/FMC centre	1.0*	1.0	- 0

* indicates that scores from the 2019 version of the Index have been used due to 2021 data not being available

Flag score 2.17 ▼ 0.29

Flag score by vulnerability 4.00 ▼ 0.50


Related Indicators	2021	2019	2019-2021 change
Distant water vessels on RFMO RAVs	5.0	5.0	– 0
Distant water vessels under several RFMOs	3.0	4.0	▼ 1.0

Flag score by prevalence 1.00 ▼ 0.33

Vessels on IUU lists	1.0	1.0	– 0
View of fisheries observers on flag state compliance incidents	1.0	2.0	▼ 1.0
Views of MCS practitioners on flag state compliance incidents	1.0	1.0	– 0

Flag score by response 2.11 ▼ 0.11

Accepted FAO Compliance Agreement	1.0	1.0	– 0
Registered vessels with foreign or unknown ownership 	5.0	3.0	▲ 2.0
Provision of vessel data for inclusion in Global Record	1.0	1.0	– 0
Compliance with RFMO flag state obligations	3.0	4.0	▼ 1.0
Flag State is contracting party or cooperating non-contracting party to all relevant RFMOs	1.0	1.0	– 0

 Indicator ‘Authorised vessel data provided to FAO HSVAR’ used in 2019 has now changed to ‘Registered vessels with foreign or unknown ownership’.

Port score 2.22 ▼ 0.64

Port score by vulnerability 5.00 – 0

Related Indicators	2021	2019	2019-2021 change
Number of fishing ports	5.0	5.0	– 0
Port visits by foreign fishing or carrier vessels	5.0	5.0	– 0

Port score by prevalence 1.00 – 0

Views of MCS practitioners on port compliance incidents	1.0	1.0	– 0
View of fisheries observers on port compliance incidents	1.0	1.0	– 0

Port score by response 1.75 ▼ 1.65

Related Indicators	2021	2019	2019-2021 change
Party to the PSMA	1.0	1.0	— 0
Designated ports specified for entry by foreign vessels	1.0	not applicable	
Compliance with RFMO port state obligations	3.0	5.0	▼ 2.0

General score 2.33 ▲ 0.15

General score by vulnerability 2.33 — 0

Related Indicators	2021	2019	2019-2021 change
Trade balance for fisheries products	4.0	4.0	— 0
Share of global imports	4.0	4.0	— 0
Perception of levels of corruption	3.0	3.0	— 0
Gross national income per capita	1.0	1.0	— 0
Volume of catches	1.0	1.0	— 0

General score by prevalence 1.86 ▼ 0.29

Carded' under the EU IUU Regulation	1.0	1.0	— 0
Identified' by NOAA for IUU fishing	1.0	2.0	▼ 1.0
Mentions of IUU fishing in media reports	3.0	3.0	— 0

General score by response 2.57 ▲ 0.48

Mandatory vessel tracking for commercial seagoing fleet	1.0*	1.0	— 0
Demand for MSC products	2.0	3.0	▼ 1.0
Ratification/accession of UNCLOS Convention	1.0	1.0	— 0
Ratification/accession of UNFSA	1.0	1.0	— 0
Mentions in media reports to combatting IUU fishing	5.0	5.0	— 0
Have a NPOA-IUU	5.0	not available	
Market State is contracting party or cooperating non-contracting party to relevant RFMOs	1.0	1.0	— 0

* indicates that scores from the 2019 version of the Index have been used due to 2021 data not being available