

2021 Country profile

Ireland


World ranking
133 of 152 countries ▲ 10

Europe ranking
18 of 31 countries ▲ 6

East Atlantic ranking
33 of 41 countries ▲ 2

2021
IUU
Score


1.86



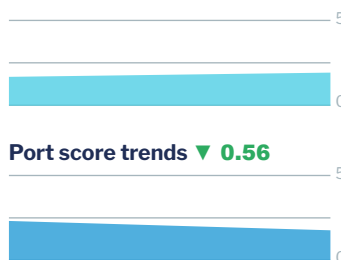
1.94 **1.58** **1.78** **2.10**
Coastal Flag Port General

IUU score trends

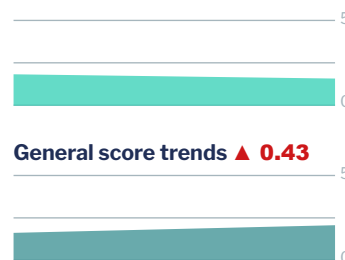
2019 - 2021 change ▲ 0.01



Coastal score trends ▲ 0.22




Flag score trends ▼ 0.25



Port score trends ▼ 0.56



General score trends ▲ 0.43



Note: Higher scores, and ranks closer to 1, indicate worse/poor performance. Green or red arrows show change in 2021 compared to 2019.

Coastal score **1.94** ▲ 0.22

Coastal score by vulnerability **2.33** ▼ 0.67

Related Indicators	2021	2019	2019-2021 change
Size of EEZ	4.0	4.0	— 0
Agreement over all maritime boundaries	1.0	1.0	— 0
Dependency on fish for protein	3.0	3.0	— 0
Authorise foreign vessels to operate in EEZ	1.0	not available	

Coastal score by prevalence **2.40** ▲ 1.00

Has MSC-certified fisheries	3.0	2.0	▲ 1.0
Views of MCS practitioners on coastal compliance incidents	2.0	1.0	▲ 1.0

Coastal score by response **1.00** — 0

Coastal State is contracting party or cooperating non-contracting party to all relevant RFMOs	1.0	1.0	— 0
Operate a national VMS/FMC centre	1.0	1.0	— 0

Flag score 1.58 ▼ 0.25

Flag score by vulnerability 3.00 – 0

Related Indicators	2021	2019	2019-2021 change
Distant water vessels on RFMO RAVs	4.0	3.0	▲ 1.0
Distant water vessels under several RFMOs	2.0	3.0	▼ 1.0

Flag score by prevalence 1.00 – 0

Vessels on IUU lists	1.0	1.0	– 0
View of fisheries observers on flag state compliance incidents	1.0	1.0	– 0
Views of MCS practitioners on flag state compliance incidents	1.0	1.0	– 0

Flag score by response 1.22 ▼ 0.67

Accepted FAO Compliance Agreement	1.0	1.0	– 0
Registered vessels with foreign or unknown ownership 	3.0	3.0	– 0
Provision of vessel data for inclusion in Global Record	1.0	1.0	– 0
Compliance with RFMO flag state obligations	1.0	3.0	▼ 2.0
Flag State is contracting party or cooperating non-contracting party to all relevant RFMOs	1.0	1.0	– 0

 Indicator 'Authorised vessel data provided to FAO HSVAR' used in 2019 has now changed to 'Registered vessels with foreign or unknown ownership'.

Port score 1.78 ▼ 0.56

Port score by vulnerability 4.50 – 0

Related Indicators	2021	2019	2019-2021 change
Number of fishing ports	4.0	4.0	– 0
Port visits by foreign fishing or carrier vessels	5.0	5.0	– 0

Port score by prevalence 1.00 – 0

Views of MCS practitioners on port compliance incidents	1.0	1.0	– 0
View of fisheries observers on port compliance incidents	1.0	1.0	– 0



Port score by response 1.00 ▼ 1.20

Related Indicators	2021	2019	2019-2021 change
Party to the PSMA	1.0	1.0	— 0
Designated ports specified for entry by foreign vessels	1.0	not applicable	
Compliance with RFMO port state obligations	1.0	3.0	▼ 2.0

General score 2.10 ▲ 0.43

General score by vulnerability 2.11 ▲ 0.67

Related Indicators	2021	2019	2019-2021 change
Trade balance for fisheries products	2.0	2.0	— 0
Share of global imports	1.0	1.0	— 0
Perception of levels of corruption	4.0	2.0	▲ 2.0
Gross national income per capita	1.0	1.0	— 0
Volume of catches	1.0	1.0	— 0

General score by prevalence 1.43 ▲ 0.43

Carded' under the EU IUU Regulation	1.0	1.0	— 0
Identified' by NOAA for IUU fishing	1.0	1.0	— 0
Mentions of IUU fishing in media reports	2.0	1.0	▲ 1.0

General score by response 2.43 ▲ 0.16

Mandatory vessel tracking for commercial seagoing fleet	1.0	1.0	— 0
Demand for MSC products	1.0	4.0	▼ 3.0
Ratification/accesion of UNCLOS Convention	1.0	1.0	— 0
Ratification/accesion of UNFSA	1.0	1.0	— 0
Mentions in media reports to combatting IUU fishing	5.0	5.0	— 0
Have a NPOA-IUU	5.0	not available	
Market State is contracting party or cooperating non-contracting party to relevant RFMOs	1.0	1.0	— 0