

2021 Country profile

# India

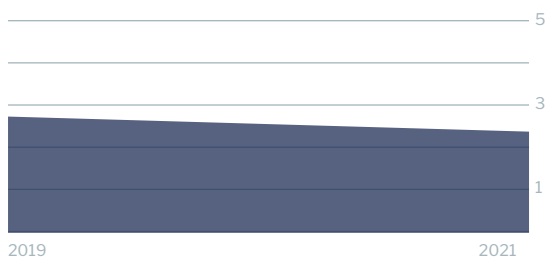
**World ranking**  
52 of 152 countries ▼ 35

**Asia ranking**  
14 of 20 countries ▼ 6


**West Indian Ocean ranking**  
8 of 22 countries ▼ 4

**East Indian Ocean ranking**  
3 of 9 countries ▼ 2

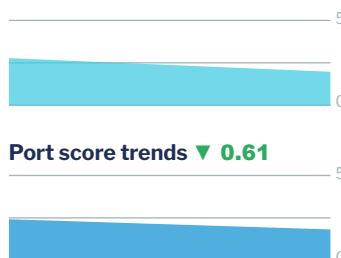
**IUU score trends**  
2019 - 2021 change ▼ 0.32



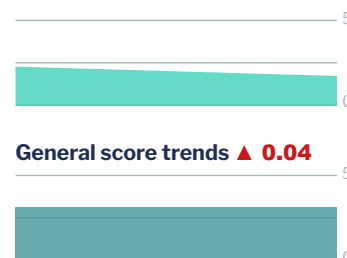
2021 IUU Score  
**2.36**



**Coastal score trends ▼ 0.82**




**Flag score trends ▼ 0.55**



**Port score trends ▼ 0.61**



**General score trends ▲ 0.04**



Note: Higher scores, and ranks closer to 1, indicate worse/poor performance. Green or red arrows show change in 2021 compared to 2019.

**Coastal score** **2.00** ▼ 0.82

**Coastal score by vulnerability** **2.33** ▼ 1.67

Related Indicators	2021	2019	2019-2021 change
Size of EEZ	5.0	5.0	— 0
Agreement over all maritime boundaries	1.0	5.0	▼ 4.0
Dependency on fish for protein	1.0	1.0	— 0
Authorise foreign vessels to operate in EEZ	1.0	not available	

**Coastal score by prevalence** **2.60** — 0

Indicator	2021	2019	Change
Has MSC-certified fisheries	5.0	5.0	— 0
Views of MCS practitioners on coastal compliance incidents	1.0	1.0	— 0

**Coastal score by response** **1.00** — 0

Indicator	2021	2019	Change
Coastal State is contracting party or cooperating non-contracting party to all relevant RFMOs	1.0	1.0	— 0
Operate a national VMS/FMC centre	1.0	not available	

**Flag score** 1.75 ▼ 0.55

**Flag score by vulnerability** 1.00 – 0

Related Indicators	2021	2019	2019-2021 change
Distant water vessels on RFMO RAVs	1.0	1.0	– 0
Distant water vessels under several RFMOs	1.0	1.0	– 0

**Flag score by prevalence** 1.00 ▼ 1.67

Vessels on IUU lists	1.0	5.0	▼ 4.0
View of fisheries observers on flag state compliance incidents	1.0	2.0	▼ 1.0
Views of MCS practitioners on flag state compliance incidents	1.0	1.0	– 0

**Flag score by response** 3.00 ▲ 0.13

Accepted FAO Compliance Agreement	5.0	5.0	– 0
Registered vessels with foreign or unknown ownership 	1.0	not available	
Provision of vessel data for inclusion in Global Record	5.0	5.0	– 0
Compliance with RFMO flag state obligations	3.0	2.0	▲ 1.0
Flag State is contracting party or cooperating non-contracting party to all relevant RFMOs	1.0	1.0	– 0

 Indicator ‘Authorised vessel data provided to FAO HSVAR’ used in 2019 has now changed to ‘Registered vessels with foreign or unknown ownership’.

**Port score** 1.86 ▼ 0.61

**Port score by vulnerability** 2.50 ▼ 2.00

Related Indicators	2021	2019	2019-2021 change
Number of fishing ports	4.0	4.0	– 0
Port visits by foreign fishing or carrier vessels	1.0	5.0	▼ 4.0

**Port score by prevalence** -

Views of MCS practitioners on port compliance incidents	-	1.0	▼ 1.0
View of fisheries observers on port compliance incidents	-	1.0	▼ 1.0



## Port score by response 1.00 ▼ 1.60

Related Indicators	2021	2019	2019-2021 change
Party to the PSMA	<span> </span>	<span>5.0</span>	▼ <span>5.0</span>
Designated ports specified for entry by foreign vessels	<span>not applicable</span>	<span>not applicable</span>	
Compliance with RFMO port state obligations	<span>1.0</span>	<span>1.0</span>	— <span>0</span>

## General score 3.17 ▲ 0.04

### General score by vulnerability 4.00 ▼ 0.22

Related Indicators	2021	2019	2019-2021 change
Trade balance for fisheries products	<span>5.0</span>	<span>5.0</span>	— <span>0</span>
Share of global imports	<span>1.0</span>	<span>1.0</span>	— <span>0</span>
Perception of levels of corruption	<span>4.0</span>	<span>4.0</span>	— <span>0</span>
Gross national income per capita	<span>4.0</span>	<span>5.0</span>	▼ <span>1.0</span>
Volume of catches	<span>5.0</span>	<span>5.0</span>	— <span>0</span>

### General score by prevalence 1.00 ▼ 0.86

Carded' under the EU IUU Regulation	<span>1.0</span>	<span>1.0</span>	— <span>0</span>
Identified' by NOAA for IUU fishing	<span>1.0</span>	<span>1.0</span>	— <span>0</span>
Mentions of IUU fishing in media reports	<span>1.0</span>	<span>3.0</span>	▼ <span>2.0</span>

### General score by response 3.71 ▲ 0.71

Mandatory vessel tracking for commercial seagoing fleet	<span>5.0</span>	<span>not available</span>	
Demand for MSC products	<span>4.0</span>	<span>5.0</span>	▼ <span>1.0</span>
Ratification/accesion of UNCLOS Convention	<span>1.0</span>	<span>1.0</span>	— <span>0</span>
Ratification/accesion of UNFSA	<span>1.0</span>	<span>1.0</span>	— <span>0</span>
Mentions in media reports to combatting IUU fishing	<span>5.0</span>	<span>5.0</span>	— <span>0</span>
Have a NPOA-IUU	<span>5.0</span>	<span>not available</span>	
Market State is contracting party or cooperating non-contracting party to relevant RFMOs	<span>1.0</span>	<span>1.0</span>	— <span>0</span>