

2021 Country profile

Iceland


World ranking
121 of 152 countries ▲ 21

Europe ranking
14 of 31 countries ▲ 9

East Atlantic ranking
30 of 41 countries ▲ 4

2021 IUU Score


1.95



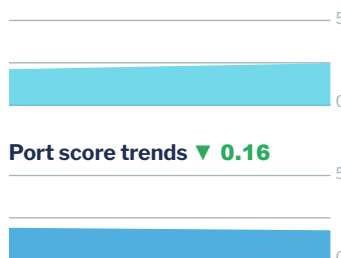
2.50 Coastal
1.29 Flag
1.78 Port
2.30 General

IUU score trends

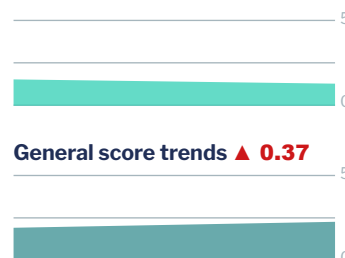
2019 - 2021 change ▲ 0.09



Coastal score trends ▲ 0.38



Flag score trends ▼ 0.27



Port score trends ▼ 0.16



General score trends ▲ 0.37



Note: Higher scores, and ranks closer to 1, indicate worse/poor performance. Green or red arrows show change in 2021 compared to 2019.

Coastal score **2.50** ▲ 0.38

Coastal score by vulnerability **4.00** – 0

Related Indicators	2021	2019	2019-2021 change
Size of EEZ	4.0	4.0	– 0
Agreement over all maritime boundaries	1.0	1.0	– 0
Dependency on fish for protein	5.0	5.0	– 0
Authorise foreign vessels to operate in EEZ	5.0	5.0	– 0

Coastal score by prevalence **2.20** ▲ 1.20

Has MSC-certified fisheries	1.0	1.0	– 0
Views of MCS practitioners on coastal compliance incidents	3.0	1.0	▲ 2.0

Coastal score by response **1.00** – 0

Coastal State is contracting party or cooperating non-contracting party to all relevant RFMOs	1.0	1.0	– 0
Operate a national VMS/FMC centre	1.0	1.0	– 0

Flag score 1.29 ▼ 0.27

Flag score by vulnerability 1.50 ▼ 1.00

Related Indicators	2021	2019	2019-2021 change
Distant water vessels on RFMO RAVs	2.0	2.0	– 0
Distant water vessels under several RFMOs	1.0	3.0	▼ 2.0

Flag score by prevalence 1.00 – 0

Vessels on IUU lists	1.0	1.0	– 0
View of fisheries observers on flag state compliance incidents	1.0	1.0	– 0
Views of MCS practitioners on flag state compliance incidents	1.0	1.0	– 0

Flag score by response 1.44 ▼ 0.06

Accepted FAO Compliance Agreement	5.0	5.0	– 0
Registered vessels with foreign or unknown ownership 	1.0	not available	
Provision of vessel data for inclusion in Global Record	1.0	1.0	– 0
Compliance with RFMO flag state obligations	1.0	1.0	– 0
Flag State is contracting party or cooperating non-contracting party to all relevant RFMOs	1.0	1.0	– 0

 Indicator ‘Authorised vessel data provided to FAO HSVAR’ used in 2019 has now changed to ‘Registered vessels with foreign or unknown ownership’.

Port score 1.78 ▼ 0.16

Port score by vulnerability 4.50 – 0

Related Indicators	2021	2019	2019-2021 change
Number of fishing ports	4.0	4.0	– 0
Port visits by foreign fishing or carrier vessels	5.0	5.0	– 0

Port score by prevalence 1.00 – 0

Views of MCS practitioners on port compliance incidents	1.0	1.0	– 0
View of fisheries observers on port compliance incidents	1.0	1.0	– 0

Port score by response 1.00 – 0

Related Indicators	2021	2019	2019-2021 change
Party to the PSMA	1.0	1.0	– 0
Designated ports specified for entry by foreign vessels	1.0	not applicable	
Compliance with RFMO port state obligations	1.0	1.0	– 0

General score 2.30 ▲ 0.37

General score by vulnerability 2.89 ▲ 0.67

Related Indicators	2021	2019	2019-2021 change
Trade balance for fisheries products	5.0	5.0	– 0
Share of global imports	1.0	1.0	– 0
Perception of levels of corruption	4.0	2.0	▲ 2.0
Gross national income per capita	1.0	1.0	– 0
Volume of catches	3.0	3.0	– 0

General score by prevalence 1.86 ▲ 0.86

Carded' under the EU IUU Regulation	1.0	1.0	– 0
Identified' by NOAA for IUU fishing	1.0	1.0	– 0
Mentions of IUU fishing in media reports	3.0	1.0	▲ 2.0

General score by response 2.14 ▼ 0.13

Mandatory vessel tracking for commercial seagoing fleet	1.0	1.0	– 0
Demand for MSC products	5.0	4.0	▲ 1.0
Ratification/accesion of UNCLOS Convention	1.0	1.0	– 0
Ratification/accesion of UNFSA	1.0	1.0	– 0
Mentions in media reports to combatting IUU fishing	5.0	5.0	– 0
Have a NPOA-IUU	1.0	not available	
Market State is contracting party or cooperating non-contracting party to relevant RFMOs	1.0	1.0	– 0