

2021 Country profile

Haiti


World ranking
70 of 152 countries ▼ 31

Caribbean & Central America ranking
11 of 21 countries ▼ 5

West Atlantic ranking
15 of 29 countries ▼ 9

2021
IUU
Score

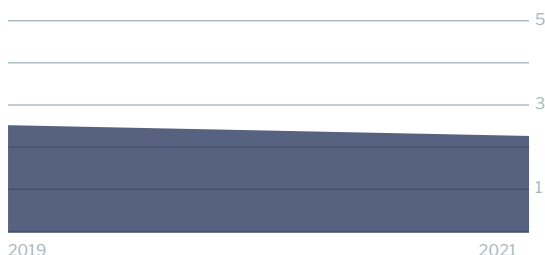
2.27



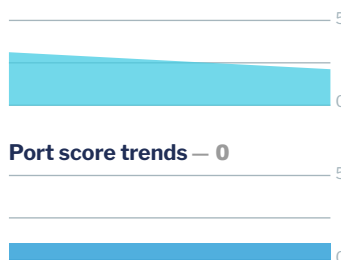
2.13 Coastal
1.47 Flag
1.00 Port
3.04 General

IUU score trends

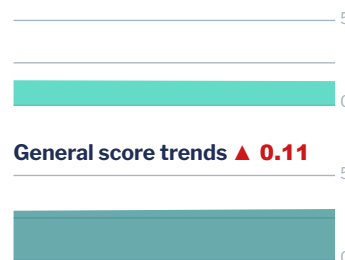
2019 - 2021 change ▼ 0.21



Coastal score trends ▼ 1.02




Flag score trends ▼ 0.03



Port score trends — 0



General score trends ▲ 0.11



Note: Higher scores, and ranks closer to 1, indicate worse/poor performance. Green or red arrows show change in 2021 compared to 2019.

Coastal score **2.13** ▼ 1.02

Coastal score by vulnerability **2.00** ▼ 0.50

Related Indicators	2021	2019	2019-2021 change
Size of EEZ	2.0	2.0	— 0
Agreement over all maritime boundaries	5.0	5.0	— 0
Dependency on fish for protein	1.0	1.0	— 0
Authorise foreign vessels to operate in EEZ	1.0	not available	

Coastal score by prevalence **2.60** — 0

Has MSC-certified fisheries	5.0	5.0	— 0
Views of MCS practitioners on coastal compliance incidents	1.0	1.0	— 0

Coastal score by response **1.80** ▼ 2.40

Coastal State is contracting party or cooperating non-contracting party to all relevant RFMOs	3.0	3.0	— 0
Operate a national VMS/FMC centre	1.0	5.0	▼ 4.0

Flag score 1.47 ▼ 0.03


Flag score by vulnerability 1.00 – 0

Related Indicators	2021	2019	2019-2021 change
Distant water vessels on RFMO RAVs	1.0	1.0	– 0
Distant water vessels under several RFMOs	not applicable	not applicable	

Flag score by prevalence 1.00 – 0

Vessels on IUU lists	1.0	1.0	– 0
View of fisheries observers on flag state compliance incidents	1.0	1.0	– 0
Views of MCS practitioners on flag state compliance incidents	1.0	1.0	– 0

Flag score by response 2.60 ▼ 0.40

Accepted FAO Compliance Agreement	not applicable	not applicable	
Registered vessels with foreign or unknown ownership 	1.0	not available	
Provision of vessel data for inclusion in Global Record	5.0	5.0	– 0
Compliance with RFMO flag state obligations	not applicable	not applicable	
Flag State is contracting party or cooperating non-contracting party to all relevant RFMOs	1.0	1.0	– 0

 Indicator ‘Authorised vessel data provided to FAO HSVAR’ used in 2019 has now changed to ‘Registered vessels with foreign or unknown ownership’.

Port score 1.00 – 0

Port score by vulnerability 1.00 – 0

Related Indicators	2021	2019	2019-2021 change
Number of fishing ports	1.0	1.0	– 0
Port visits by foreign fishing or carrier vessels	1.0	1.0	– 0

Port score by prevalence -

Views of MCS practitioners on port compliance incidents			– 0
View of fisheries observers on port compliance incidents			– 0

Port score by response -

Related Indicators	2021	2019	2019-2021 change
Party to the PSMA			— 0
Designated ports specified for entry by foreign vessels	not applicable	not applicable	
Compliance with RFMO port state obligations	not applicable	not applicable	

General score 3.04 ▲ 0.11

General score by vulnerability 3.56 ▲ 0.33

Related Indicators	2021	2019	2019-2021 change
Trade balance for fisheries products	4.0	4.0	— 0
Share of global imports	1.0	1.0	— 0
Perception of levels of corruption	5.0	4.0	▲ 1.0
Gross national income per capita	5.0	5.0	— 0
Volume of catches	1.0	1.0	— 0

General score by prevalence 1.00 — 0

Carded' under the EU IUU Regulation	1.0	1.0	— 0
Identified' by NOAA for IUU fishing	1.0	1.0	— 0
Mentions of IUU fishing in media reports	1.0	1.0	— 0

General score by response 3.91 — 0

Mandatory vessel tracking for commercial seagoing fleet	not applicable	not available	
Demand for MSC products	5.0	5.0	— 0
Ratification/accesion of UNCLOS Convention	1.0	1.0	— 0
Ratification/accesion of UNFSA	5.0	5.0	— 0
Mentions in media reports to combatting IUU fishing	5.0	5.0	— 0
Have a NPOA-IUU	5.0	5.0	— 0
Market State is contracting party or cooperating non-contracting party to relevant RFMOs	1.0	1.0	— 0