

2021 Country profile

Guyana

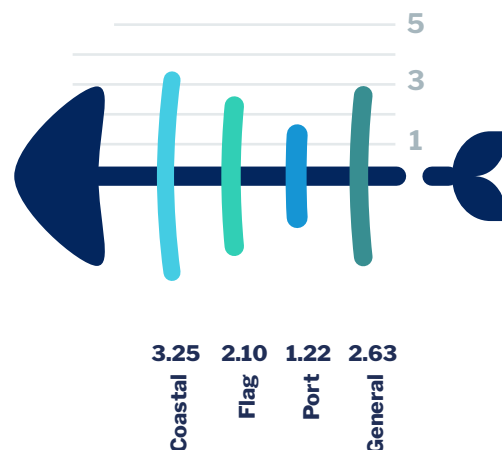
World ranking
31 of 152 countries ▲ 36

South America ranking
2 of 10 countries ▲ 2

West Atlantic ranking
5 of 29 countries ▲ 7

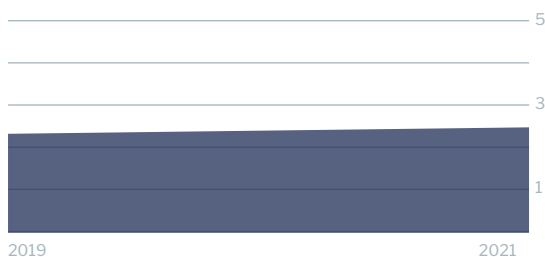
2021 IUU Score

2.45

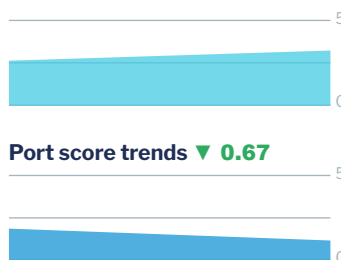


IUU score trends

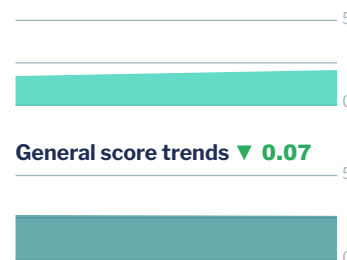
2019 - 2021 change ▲ 0.16




Coastal score trends ▲ 0.63




Flag score trends ▲ 0.36



Port score trends ▼ 0.67



General score trends ▼ 0.07



Note: Higher scores, and ranks closer to 1, indicate worse/poor performance. Green or red arrows show change in 2021 compared to 2019.

Coastal score 3.25 ▲ 0.63

Coastal score by vulnerability 4.00 – 0

Related Indicators	2021	2019	2019-2021 change
Size of EEZ	3.0	3.0	– 0
Agreement over all maritime boundaries	5.0	5.0	– 0
Dependency on fish for protein	3.0	3.0	– 0
Authorise foreign vessels to operate in EEZ	5.0	5.0	– 0

Coastal score by prevalence 2.20 ▼ 0.40

Has MSC-certified fisheries	4.0	5.0	▼ 1.0
Views of MCS practitioners on coastal compliance incidents	1.0	1.0	– 0

Coastal score by response 3.40 ▲ 2.40

Coastal State is contracting party or cooperating non-contracting party to all relevant RFMOs	1.0	1.0	– 0
Operate a national VMS/FMC centre	5.0	1.0	▲ 4.0

Flag score **2.10** ▲ **0.36**

Flag score by vulnerability **1.00** – 0

Related Indicators	2021	2019	2019-2021 change
Distant water vessels on RFMO RAVs	1.0	1.0	– 0
Distant water vessels under several RFMOs	not applicable	not applicable	

Flag score by prevalence **1.00** – 0

Vessels on IUU lists	1.0	1.0	– 0
View of fisheries observers on flag state compliance incidents	1.0	1.0	– 0
Views of MCS practitioners on flag state compliance incidents	1.0	1.0	– 0

Flag score by response **3.75** ▲ **0.75**

Accepted FAO Compliance Agreement	not applicable	not applicable	
Registered vessels with foreign or unknown ownership 	3.0	not available	
Provision of vessel data for inclusion in Global Record	5.0	5.0	– 0
Compliance with RFMO flag state obligations	5.0	3.0	▲ 2.0
Flag State is contracting party or cooperating non-contracting party to all relevant RFMOs	1.0	1.0	– 0

 Indicator 'Authorised vessel data provided to FAO HSVAR' used in 2019 has now changed to 'Registered vessels with foreign or unknown ownership'.

Port score **1.22** ▼ **0.67**

Port score by vulnerability **1.50** ▼ **2.00**

Related Indicators	2021	2019	2019-2021 change
Number of fishing ports	2.0	2.0	– 0
Port visits by foreign fishing or carrier vessels	1.0	5.0	▼ 4.0

Port score by prevalence **-**

Views of MCS practitioners on port compliance incidents		1.0	▼ 1.0
View of fisheries observers on port compliance incidents		1.0	▼ 1.0

Port score by response 1.00 ▼ 0.75

Related Indicators	2021	2019	2019-2021 change
Party to the PSMA	1.0	1.0	— 0
Designated ports specified for entry by foreign vessels	not applicable	1.0	
Compliance with RFMO port state obligations	1.0	3.0	▼ 2.0

General score 2.63 ▼ 0.07

General score by vulnerability 2.89 ▼ 0.22

Related Indicators	2021	2019	2019-2021 change
Trade balance for fisheries products	5.0	5.0	— 0
Share of global imports	1.0	1.0	— 0
Perception of levels of corruption	4.0	4.0	— 0
Gross national income per capita	3.0	4.0	▼ 1.0
Volume of catches	1.0	1.0	— 0

General score by prevalence 1.00 — 0

Carded' under the EU IUU Regulation	1.0	1.0	— 0
Identified' by NOAA for IUU fishing	1.0	1.0	— 0
Mentions of IUU fishing in media reports	1.0	1.0	— 0

General score by response 3.29 — 0

Mandatory vessel tracking for commercial seagoing fleet	1.0	1.0	— 0
Demand for MSC products	5.0	5.0	— 0
Ratification/accesion of UNCLOS Convention	1.0	1.0	— 0
Ratification/accesion of UNFSA	5.0	5.0	— 0
Mentions in media reports to combatting IUU fishing	5.0	5.0	— 0
Have a NPOA-IUU	5.0	5.0	— 0
Market State is contracting party or cooperating non-contracting party to relevant RFMOs	1.0	1.0	— 0