

2021 Country profile

Guinea


World ranking
101 of 152 countries ▼ 78

Africa ranking
30 of 38 countries ▼ 21

East Atlantic ranking
22 of 41 countries ▼ 17

2021
IUU
Score

2.13

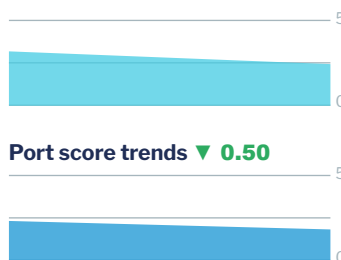


2.44 Coastal
2.10 Flag
1.83 Port
2.17 General

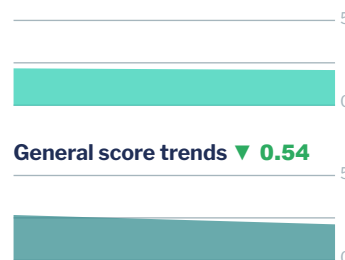
IUU score trends
2019 - 2021 change ▼ 0.47




Coastal score trends ▼ 0.75



Flag score trends ▼ 0.11



Port score trends ▼ 0.50



General score trends ▼ 0.54



Note: Higher scores, and ranks closer to 1, indicate worse/poor performance. Green or red arrows show change in 2021 compared to 2019.

Coastal score **2.44** ▼ 0.75

Coastal score by vulnerability **3.50** – 0

Related Indicators	2021	2019	2019-2021 change
Size of EEZ	2.0	2.0	– 0
Agreement over all maritime boundaries	5.0	5.0	– 0
Dependency on fish for protein	2.0	2.0	– 0
Authorise foreign vessels to operate in EEZ	5.0	5.0	– 0

Coastal score by prevalence **2.60** – 0

Has MSC-certified fisheries	5.0	5.0	– 0
Views of MCS practitioners on coastal compliance incidents	1.0	1.0	– 0

Coastal score by response **1.00** ▼ 2.40

Coastal State is contracting party or cooperating non-contracting party to all relevant RFMOs	1.0	1.0	– 0
Operate a national VMS/FMC centre	1.0	5.0	▼ 4.0

Flag score 2.10 ▼ 0.11


Flag score by vulnerability 1.00 – 0

Related Indicators	2021	2019	2019-2021 change
Distant water vessels on RFMO RAVs	1.0	1.0	– 0
Distant water vessels under several RFMOs	not applicable	not applicable	

Flag score by prevalence 1.67 ▼ 0.33

Vessels on IUU lists	3.0	3.0	– 0
View of fisheries observers on flag state compliance incidents	1.0	1.0	– 0
Views of MCS practitioners on flag state compliance incidents	1.0	2.0	▼ 1.0

Flag score by response 3.00 – 0

Accepted FAO Compliance Agreement	not applicable	not applicable	
Registered vessels with foreign or unknown ownership 	5.0	not available	
Provision of vessel data for inclusion in Global Record	1.0	5.0	▼ 4.0
Compliance with RFMO flag state obligations	5.0	3.0	▲ 2.0
Flag State is contracting party or cooperating non-contracting party to all relevant RFMOs	1.0	1.0	– 0

 Indicator 'Authorised vessel data provided to FAO HSVAR' used in 2019 has now changed to 'Registered vessels with foreign or unknown ownership'.

Port score 1.83 ▼ 0.50

Port score by vulnerability 4.00 – 0

Related Indicators	2021	2019	2019-2021 change
Number of fishing ports	3.0	3.0	– 0
Port visits by foreign fishing or carrier vessels	5.0	5.0	– 0

Port score by prevalence 1.50 ▲ 0.50

Views of MCS practitioners on port compliance incidents	2.0	1.0	▲ 1.0
View of fisheries observers on port compliance incidents	1.0	1.0	– 0

Port score by response 1.00 ▼ 1.50

Related Indicators	2021	2019	2019-2021 change
Party to the PSMA	1.0	1.0	— 0
Designated ports specified for entry by foreign vessels	1.0	5.0	▼ 4.0
Compliance with RFMO port state obligations	1.0	1.0	— 0

General score 2.17 ▼ 0.54

General score by vulnerability 3.22 ▲ 0.11

Related Indicators	2021	2019	2019-2021 change
Trade balance for fisheries products	4.0	3.0	▲ 1.0
Share of global imports	1.0	1.0	— 0
Perception of levels of corruption	4.0	4.0	— 0
Gross national income per capita	5.0	5.0	— 0
Volume of catches	1.0	1.0	— 0

General score by prevalence 1.43 — 0

Carded' under the EU IUU Regulation	1.0	1.0	— 0
Identified' by NOAA for IUU fishing	1.0	1.0	— 0
Mentions of IUU fishing in media reports	2.0	2.0	— 0

General score by response 1.86 ▼ 1.32

Mandatory vessel tracking for commercial seagoing fleet	1.0	not available	
Demand for MSC products	5.0	5.0	— 0
Ratification/accesion of UNCLOS Convention	1.0	1.0	— 0
Ratification/accesion of UNFSA	1.0	1.0	— 0
Mentions in media reports to combatting IUU fishing	3.0	3.0	— 0
Have a NPOA-IUU	1.0	5.0	▼ 4.0
Market State is contracting party or cooperating non-contracting party to relevant RFMOs	1.0	1.0	— 0