

2021 Country profile


Guinea-Bissau

World ranking
32 of 152 countries ▲ 25

Africa ranking
11 of 38 countries ▲ 9


East Atlantic ranking
8 of 41 countries ▲ 8

IUU score trends
2019 - 2021 change ▲ 0.13

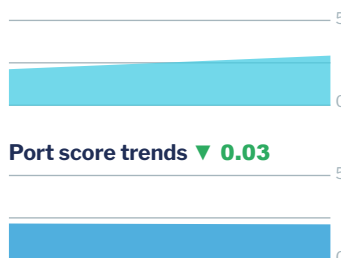


2021 IUU Score

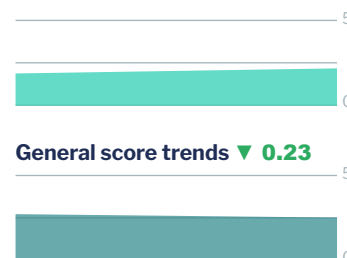
2.45



Coastal score trends ▲ 0.81



Flag score trends ▲ 0.31



Port score trends ▼ 0.03



General score trends ▼ 0.23



Note: Higher scores, and ranks closer to 1, indicate worse/poor performance. Green or red arrows show change in 2021 compared to 2019.

Coastal score **2.94** ▲ 0.81

Coastal score by vulnerability **3.33** ▲ 0.67

Related Indicators	2021	2019	2019-2021 change
Size of EEZ	2.0	2.0	— 0
Agreement over all maritime boundaries	5.0	1.0	▲ 4.0
Dependency on fish for protein	1.0	1.0	— 0
Authorise foreign vessels to operate in EEZ	5.0	5.0	— 0

Coastal score by prevalence **4.40** ▲ 1.80

Has MSC-certified fisheries	5.0	5.0	— 0
Views of MCS practitioners on coastal compliance incidents	4.0	1.0	▲ 3.0

Coastal score by response **1.00** — 0

Coastal State is contracting party or cooperating non-contracting party to all relevant RFMOs	1.0	1.0	— 0
Operate a national VMS/FMC centre	1.0	1.0	— 0

Flag score **2.20** ▲ 0.31


Flag score by vulnerability **1.00** – 0

Related Indicators	2021	2019	2019-2021 change
Distant water vessels on RFMO RAVs	1.0	1.0	– 0
Distant water vessels under several RFMOs	not applicable	not applicable	

Flag score by prevalence **1.00** ▼ 0.33

Related Indicators	2021	2019	2019-2021 change
Vessels on IUU lists	1.0	1.0	– 0
View of fisheries observers on flag state compliance incidents	1.0	1.0	– 0
Views of MCS practitioners on flag state compliance incidents	1.0	2.0	▼ 1.0

Flag score by response **4.00** ▲ 1.00

Related Indicators	2021	2019	2019-2021 change
Accepted FAO Compliance Agreement	not applicable	not applicable	
Registered vessels with foreign or unknown ownership 	5.0	not available	
Provision of vessel data for inclusion in Global Record	5.0	5.0	– 0
Compliance with RFMO flag state obligations	5.0	3.0	▲ 2.0
Flag State is contracting party or cooperating non-contracting party to all relevant RFMOs	1.0	1.0	– 0

 Indicator 'Authorised vessel data provided to FAO HSVAR' used in 2019 has now changed to 'Registered vessels with foreign or unknown ownership'.

Port score **2.17** ▼ 0.03

Port score by vulnerability **3.50** – 0

Related Indicators	2021	2019	2019-2021 change
Number of fishing ports	2.0	2.0	– 0
Port visits by foreign fishing or carrier vessels	5.0	5.0	– 0

Port score by prevalence **1.50** ▲ 0.50

Related Indicators	2021	2019	2019-2021 change
Views of MCS practitioners on port compliance incidents	2.0	1.0	▲ 1.0
View of fisheries observers on port compliance incidents	1.0	1.0	– 0

Port score by response 2.00 ▼ 0.60

Related Indicators	2021	2019	2019-2021 change
Party to the PSMA	5.0	5.0	– 0
Designated ports specified for entry by foreign vessels	1.0	not applicable	
Compliance with RFMO port state obligations	1.0	1.0	– 0

General score 2.53 ▼ 0.23

General score by vulnerability 3.56 ▲ 0.11

Related Indicators	2021	2019	2019-2021 change
Trade balance for fisheries products	4.0	3.0	▲ 1.0
Share of global imports	1.0	1.0	– 0
Perception of levels of corruption	5.0	5.0	– 0
Gross national income per capita	5.0	5.0	– 0
Volume of catches	1.0	1.0	– 0

General score by prevalence 1.43 – 0

Carded' under the EU IUU Regulation	1.0	1.0	– 0
Identified' by NOAA for IUU fishing	1.0	1.0	– 0
Mentions of IUU fishing in media reports	2.0	2.0	– 0

General score by response 2.43 ▼ 0.57

Mandatory vessel tracking for commercial seagoing fleet	1.0	1.0	– 0
Demand for MSC products	5.0	5.0	– 0
Ratification/accession of UNCLOS Convention	1.0	1.0	– 0
Ratification/accession of UNFSA	5.0	5.0	– 0
Mentions in media reports to combatting IUU fishing	5.0	3.0	▲ 2.0
Have a NPOA-IUU	1.0	5.0	▼ 4.0
Market State is contracting party or cooperating non-contracting party to relevant RFMOs	1.0	1.0	– 0