

2021 Country profile

Ghana


World ranking
121 of 152 countries ▲ 12

Africa ranking
37 of 38 countries ▲ 1

East Atlantic ranking
30 of 41 countries ▲ 1

2021 IUU Score


1.95



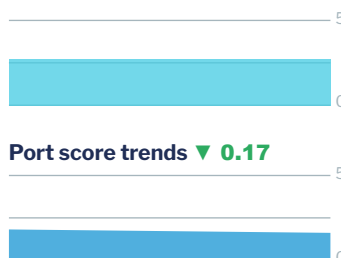
2.75 Coastal
1.38 Flag
1.67 Port
2.17 General

IUU score trends

2019 - 2021 change ▼ 0.02



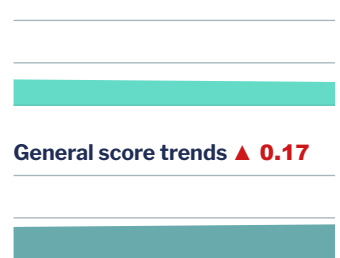
Coastal score trends — 0



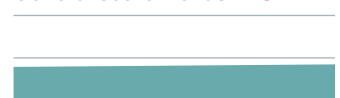
Port score trends ▼ 0.17



Flag score trends ▼ 0.17



General score trends ▲ 0.17



Note: Higher scores, and ranks closer to 1, indicate worse/poor performance. Green or red arrows show change in 2021 compared to 2019.

Coastal score **2.75** — 0

Coastal score by vulnerability **3.33** — 0

Related Indicators	2021	2019	2019-2021 change
Size of EEZ	3.0	3.0	— 0
Agreement over all maritime boundaries	1.0*	1.0	— 0
Dependency on fish for protein	3.0	3.0	— 0
Authorise foreign vessels to operate in EEZ	5.0*	5.0	— 0

* indicates that scores from the 2019 version of the Index have been used due to 2021 data not being available

Coastal score by prevalence **3.80** — 0

Has MSC-certified fisheries	5.0	5.0	— 0
Views of MCS practitioners on coastal compliance incidents	3.0	3.0	— 0

Coastal score by response **1.00** — 0

Coastal State is contracting party or cooperating non-contracting party to all relevant RFMOs	1.0	1.0	— 0
Operate a national VMS/FMC centre	1.0*	1.0	— 0

* indicates that scores from the 2019 version of the Index have been used due to 2021 data not being available

Flag score 1.38 ▼ 0.17

Flag score by vulnerability 1.50 – 0

Related Indicators	2021	2019	2019-2021 change
Distant water vessels on RFMO RAVs	2.0	2.0	– 0
Distant water vessels under several RFMOs	1.0	1.0	– 0

Flag score by prevalence 1.33 ▲ 0.33

Vessels on IUU lists	1.0	1.0	– 0
View of fisheries observers on flag state compliance incidents	1.0	1.0	– 0
Views of MCS practitioners on flag state compliance incidents	2.0	1.0	▲ 1.0

Flag score by response 1.33 ▼ 0.78

Accepted FAO Compliance Agreement	1.0	1.0	– 0
Registered vessels with foreign or unknown ownership 	1.0	5.0	▼ 4.0
Provision of vessel data for inclusion in Global Record	1.0	1.0	– 0
Compliance with RFMO flag state obligations	2.0	3.0	▼ 1.0
Flag State is contracting party or cooperating non-contracting party to all relevant RFMOs	1.0	1.0	– 0

 Indicator ‘Authorised vessel data provided to FAO HSVAR’ used in 2019 has now changed to ‘Registered vessels with foreign or unknown ownership’.

Port score 1.67 ▼ 0.17

Port score by vulnerability 4.00 – 0

Related Indicators	2021	2019	2019-2021 change
Number of fishing ports	3.0	3.0	– 0
Port visits by foreign fishing or carrier vessels	5.0	5.0	– 0

Port score by prevalence 1.00 ▼ 0.50

Views of MCS practitioners on port compliance incidents	1.0	2.0	▼ 1.0
View of fisheries observers on port compliance incidents	1.0	1.0	– 0

Port score by response 1.00 – 0

Related Indicators	2021	2019	2019-2021 change
Party to the PSMA	1.0	1.0	– 0
Designated ports specified for entry by foreign vessels	1.0	1.0	– 0
Compliance with RFMO port state obligations	1.0	1.0	– 0

General score 2.17 ▲ 0.17

General score by vulnerability 2.33 ▼ 0.89

Related Indicators	2021	2019	2019-2021 change
Trade balance for fisheries products	1.0	4.0	▼ 3.0
Share of global imports	1.0	1.0	– 0
Perception of levels of corruption	3.0	4.0	▼ 1.0
Gross national income per capita	4.0	5.0	▼ 1.0
Volume of catches	1.0	1.0	– 0

General score by prevalence 2.86 ▲ 1.86

Carded' under the EU IUU Regulation	3.0	1.0	▲ 2.0
Identified' by NOAA for IUU fishing	1.0	1.0	– 0
Mentions of IUU fishing in media reports	4.0	1.0	▲ 3.0

General score by response 1.71 – 0

Mandatory vessel tracking for commercial seagoing fleet	1.0*	1.0	– 0
Demand for MSC products	5.0	5.0	– 0
Ratification/accession of UNCLOS Convention	1.0	1.0	– 0
Ratification/accession of UNFSA	1.0	1.0	– 0
Mentions in media reports to combatting IUU fishing	2.0	2.0	– 0
Have a NPOA-IUU	1.0	1.0	– 0
Market State is contracting party or cooperating non-contracting party to relevant RFMOs	1.0	1.0	– 0

* indicates that scores from the 2019 version of the Index have been used due to 2021 data not being available