

2021 Country profile

Germany


World ranking
138 of 152 countries ▲ 3

Europe ranking
21 of 31 countries ▲ 1

East Atlantic ranking
34 of 41 countries ▼ 1

2021 IUU Score


1.80



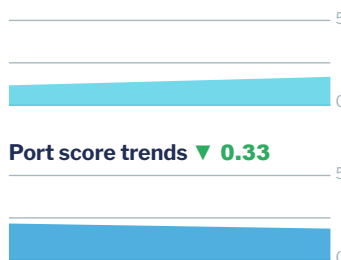
1.69 Coastal
1.67 Flag
1.89 Port
1.90 General

IUU score trends

2019 - 2021 change ▼ 0.09



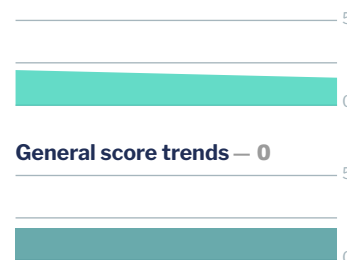
Coastal score trends ▲ 0.50




Port score trends ▼ 0.33



Flag score trends ▼ 0.42



General score trends — 0



Note: Higher scores, and ranks closer to 1, indicate worse/poor performance. Green or red arrows show change in 2021 compared to 2019.

Coastal score **1.69** ▲ 0.50

Coastal score by vulnerability **2.83** ▲ 1.33

Related Indicators	2021	2019	2019-2021 change
Size of EEZ	2.0	2.0	— 0
Agreement over all maritime boundaries	1.0	1.0	— 0
Dependency on fish for protein	2.0	2.0	— 0
Authorise foreign vessels to operate in EEZ	5.0	1.0	▲ 4.0

Coastal score by prevalence **1.00** — 0

Has MSC-certified fisheries	1.0	1.0	— 0
Views of MCS practitioners on coastal compliance incidents	1.0	1.0	— 0

Coastal score by response **1.00** — 0

Coastal State is contracting party or cooperating non-contracting party to all relevant RFMOs	1.0	1.0	— 0
Operate a national VMS/FMC centre	1.0	1.0	— 0

Flag score 1.67 ▼ 0.42

Flag score by vulnerability 3.00 – 0

Related Indicators	2021	2019	2019-2021 change
Distant water vessels on RFMO RAVs	2.0	2.0	– 0
Distant water vessels under several RFMOs	4.0	4.0	– 0

Flag score by prevalence 1.00 ▼ 0.33

Vessels on IUU lists	1.0	1.0	– 0
View of fisheries observers on flag state compliance incidents	1.0	1.0	– 0
Views of MCS practitioners on flag state compliance incidents	1.0	2.0	▼ 1.0

Flag score by response 1.44 ▼ 0.78

Accepted FAO Compliance Agreement	1.0	1.0	– 0
Registered vessels with foreign or unknown ownership 	5.0	3.0	▲ 2.0
Provision of vessel data for inclusion in Global Record	1.0	1.0	– 0
Compliance with RFMO flag state obligations	1.0	4.0	▼ 3.0
Flag State is contracting party or cooperating non-contracting party to all relevant RFMOs	1.0	1.0	– 0

 Indicator ‘Authorised vessel data provided to FAO HSVAR’ used in 2019 has now changed to ‘Registered vessels with foreign or unknown ownership’.

Port score 1.89 ▼ 0.33

Port score by vulnerability 5.00 – 0

Related Indicators	2021	2019	2019-2021 change
Number of fishing ports	5.0	5.0	– 0
Port visits by foreign fishing or carrier vessels	5.0	5.0	– 0

Port score by prevalence 1.00 – 0

Views of MCS practitioners on port compliance incidents	1.0	1.0	– 0
View of fisheries observers on port compliance incidents	1.0	1.0	– 0

Port score by response 1.00 ▼ 0.75

Related Indicators	2021	2019	2019-2021 change
Party to the PSMA	1.0	1.0	— 0
Designated ports specified for entry by foreign vessels	1.0	1.0	— 0
Compliance with RFMO port state obligations	1.0	3.0	▼ 2.0

General score 1.90 — 0

General score by vulnerability 1.78 ▲ 0.33

Related Indicators	2021	2019	2019-2021 change
Trade balance for fisheries products	2.0	2.0	— 0
Share of global imports	4.0	4.0	— 0
Perception of levels of corruption	2.0	1.0	▲ 1.0
Gross national income per capita	1.0	1.0	— 0
Volume of catches	1.0	1.0	— 0

General score by prevalence 1.00 ▼ 0.43

Carded' under the EU IUU Regulation	1.0	1.0	— 0
Identified' by NOAA for IUU fishing	1.0	1.0	— 0
Mentions of IUU fishing in media reports	1.0	2.0	▼ 1.0

General score by response 2.43 — 0

Mandatory vessel tracking for commercial seagoing fleet	1.0	1.0	— 0
Demand for MSC products	1.0	1.0	— 0
Ratification/accesion of UNCLOS Convention	1.0	1.0	— 0
Ratification/accesion of UNFSA	1.0	1.0	— 0
Mentions in media reports to combatting IUU fishing	5.0	5.0	— 0
Have a NPOA-IUU	5.0	5.0	— 0
Market State is contracting party or cooperating non-contracting party to relevant RFMOs	1.0	1.0	— 0