

2021 Country profile

# Gabon


**World ranking**  
89 of 152 countries ▼ 27

**Africa ranking**  
29 of 38 countries ▼ 6

**East Atlantic ranking**  
19 of 41 countries ▼ 1

2021 IUU Score


**2.17**



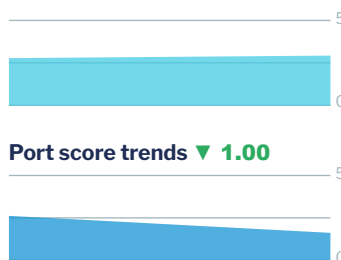
**2.94** Coastal  
**1.75** Flag  
**1.67** Port  
**2.37** General

**IUU score trends**

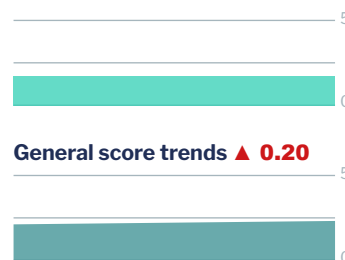
2019 - 2021 change ▼ 0.13



**Coastal score trends ▲ 0.13**



**Flag score trends ▲ 0.01**



**Port score trends ▼ 1.00**



**General score trends ▲ 0.20**



Note: Higher scores, and ranks closer to 1, indicate worse/poor performance. Green or red arrows show change in 2021 compared to 2019.

## Coastal score **2.94** ▲ 0.13

### Coastal score by vulnerability **4.17** ▲ 0.67

Related Indicators	2021	2019	2019-2021 change
Size of EEZ	<b>3.0</b>	3.0	— 0
Agreement over all maritime boundaries	<b>5.0</b>	1.0	▲ 4.0
Dependency on fish for protein	<b>4.0</b>	4.0	— 0
Authorise foreign vessels to operate in EEZ	<b>5.0</b>	5.0	— 0

### Coastal score by prevalence **2.60** ▼ 1.20

Has MSC-certified fisheries	<b>5.0</b>	5.0	— 0
Views of MCS practitioners on coastal compliance incidents	<b>1.0</b>	3.0	▼ 2.0

### Coastal score by response **1.80** ▲ 0.80

Coastal State is contracting party or cooperating non-contracting party to all relevant RFMOs	<b>3.0</b>	1.0	▲ 2.0
Operate a national VMS/FMC centre	<b>1.0</b>	1.0	— 0

**Flag score** 1.75 ▲ 0.01

**Flag score by vulnerability** 1.00 – 0

Related Indicators	2021	2019	2019-2021 change
Distant water vessels on RFMO RAVs	1.0	1.0	– 0
Distant water vessels under several RFMOs	not applicable	not applicable	

**Flag score by prevalence** 1.00 – 0

Vessels on IUU lists	1.0	1.0	– 0
View of fisheries observers on flag state compliance incidents	1.0	1.0	– 0
Views of MCS practitioners on flag state compliance incidents	1.0	1.0	– 0

**Flag score by response** 2.88 ▼ 0.13

Accepted FAO Compliance Agreement	not applicable	not applicable	
Registered vessels with foreign or unknown ownership 	5.0	not available	
Provision of vessel data for inclusion in Global Record	5.0	5.0	– 0
Compliance with RFMO flag state obligations	2.0	3.0	▼ 1.0
Flag State is contracting party or cooperating non-contracting party to all relevant RFMOs	1.0	1.0	– 0

 Indicator 'Authorised vessel data provided to FAO HSVAR' used in 2019 has now changed to 'Registered vessels with foreign or unknown ownership'.

**Port score** 1.67 ▼ 1.00

**Port score by vulnerability** 4.00 – 0

Related Indicators	2021	2019	2019-2021 change
Number of fishing ports	3.0	3.0	– 0
Port visits by foreign fishing or carrier vessels	5.0	5.0	– 0

**Port score by prevalence** 1.00 ▼ 1.00

Views of MCS practitioners on port compliance incidents	1.0	3.0	▼ 2.0
View of fisheries observers on port compliance incidents	1.0	1.0	– 0

## Port score by response 1.00 ▼ 1.50

Related Indicators	2021	2019	2019-2021 change
Party to the PSMA	1.0	1.0	— 0
Designated ports specified for entry by foreign vessels	1.0	5.0	▼ 4.0
Compliance with RFMO port state obligations	1.0	1.0	— 0

## General score 2.37 ▲ 0.20

### General score by vulnerability 2.89 — 0

Related Indicators	2021	2019	2019-2021 change
Trade balance for fisheries products	5.0	5.0	— 0
Share of global imports	1.0	1.0	— 0
Perception of levels of corruption	4.0	4.0	— 0
Gross national income per capita	3.0	3.0	— 0
Volume of catches	1.0	1.0	— 0

### General score by prevalence 1.00 — 0

Carded' under the EU IUU Regulation	1.0	1.0	— 0
Identified' by NOAA for IUU fishing	1.0	1.0	— 0
Mentions of IUU fishing in media reports	1.0	1.0	— 0

### General score by response 2.82 ▲ 0.53

Mandatory vessel tracking for commercial seagoing fleet	not applicable	1.0	
Demand for MSC products	5.0	5.0	— 0
Ratification/accesion of UNCLOS Convention	1.0	1.0	— 0
Ratification/accesion of UNFSA	5.0	5.0	— 0
Mentions in media reports to combatting IUU fishing	5.0	4.0	▲ 1.0
Have a NPOA-IUU	1.0	1.0	— 0
Market State is contracting party or cooperating non-contracting party to relevant RFMOs	1.0	1.0	— 0