

2021 Country profile

Fiji


World ranking
107 of 152 countries ▼ 16

Oceania ranking
8 of 15 countries ▼ 1

Western Pacific ranking
22 of 29 countries ▼ 1

2021
IUU
Score


2.08



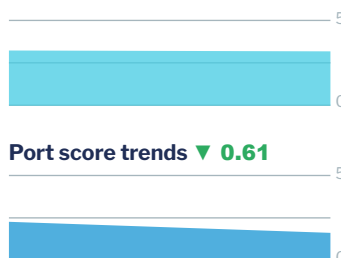
3.19 Coastal
2.04 Flag
1.67 Port
1.74 General

IUU score trends

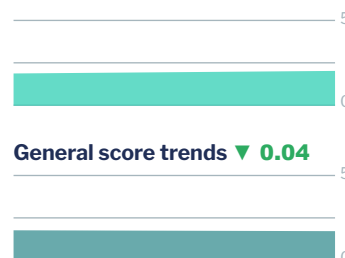
2019 - 2021 change ▼ 0.12



Coastal score trends ▼ 0.06



Flag score trends ▲ 0.13



Port score trends ▼ 0.61



General score trends ▼ 0.04



Note: Higher scores, and ranks closer to 1, indicate worse/poor performance. Green or red arrows show change in 2021 compared to 2019.

Coastal score **3.19** ▼ 0.06

Coastal score by vulnerability **4.17** ▼ 0.67

| Related Indicators | 2021 | 2019 | 2019-2021 change |
|---|------------|------|------------------|
| Size of EEZ | 5.0 | 5.0 | — 0 |
| Agreement over all maritime boundaries | 1.0 | 5.0 | ▼ 4.0 |
| Dependency on fish for protein | 4.0 | 4.0 | — 0 |
| Authorise foreign vessels to operate in EEZ | 5.0 | 5.0 | — 0 |

Coastal score by prevalence **3.40** ▲ 0.60

| | | | |
|--|------------|-----|-------|
| Has MSC-certified fisheries | 4.0 | 4.0 | — 0 |
| Views of MCS practitioners on coastal compliance incidents | 3.0 | 2.0 | ▲ 1.0 |

Coastal score by response **1.80** — 0

| | | | |
|---|------------|-----|-----|
| Coastal State is contracting party or cooperating non-contracting party to all relevant RFMOs | 3.0 | 3.0 | — 0 |
| Operate a national VMS/FMC centre | 1.0 | 1.0 | — 0 |

Flag score 2.04 ▲ 0.13

Flag score by vulnerability 2.00 – 0

| Related Indicators | 2021 | 2019 | 2019-2021 change |
|---|------|------|------------------|
| Distant water vessels on RFMO RAVs | 3.0 | 3.0 | – 0 |
| Distant water vessels under several RFMOs | 1.0 | 1.0 | – 0 |

Flag score by prevalence 1.67 ▲ 0.33

| Related Indicators | 2021 | 2019 | 2019-2021 change |
|--|------|------|------------------|
| Vessels on IUU lists | 3.0 | 2.0 | ▲ 1.0 |
| View of fisheries observers on flag state compliance incidents | 1.0 | 1.0 | – 0 |
| Views of MCS practitioners on flag state compliance incidents | 1.0 | 1.0 | – 0 |

Flag score by response 2.44 ▼ 0.06

| Related Indicators | 2021 | 2019 | 2019-2021 change |
|--|------|---------------|------------------|
| Accepted FAO Compliance Agreement | 5.0 | 5.0 | – 0 |
| Registered vessels with foreign or unknown ownership  | 2.0 | not available | |
| Provision of vessel data for inclusion in Global Record | 5.0 | 5.0 | – 0 |
| Compliance with RFMO flag state obligations | 1.0 | 1.0 | – 0 |
| Flag State is contracting party or cooperating non-contracting party to all relevant RFMOs | 1.0 | 1.0 | – 0 |

 Indicator 'Authorised vessel data provided to FAO HSVAR' used in 2019 has now changed to 'Registered vessels with foreign or unknown ownership'.

Port score 1.67 ▼ 0.61

Port score by vulnerability 4.00 – 0

| Related Indicators | 2021 | 2019 | 2019-2021 change |
|---|------|------|------------------|
| Number of fishing ports | 3.0 | 3.0 | – 0 |
| Port visits by foreign fishing or carrier vessels | 5.0 | 5.0 | – 0 |

Port score by prevalence 1.00 ▼ 0.50

| Related Indicators | 2021 | 2019 | 2019-2021 change |
|--|------|------|------------------|
| Views of MCS practitioners on port compliance incidents | 1.0 | 2.0 | ▼ 1.0 |
| View of fisheries observers on port compliance incidents | 1.0 | 1.0 | – 0 |

Port score by response 1.00 ▼ 1.00

| Related Indicators | 2021 | 2019 | 2019-2021 change |
|---|------|------|------------------|
| Party to the PSMA | 1.0 | 5.0 | ▼ 4.0 |
| Designated ports specified for entry by foreign vessels | 1.0 | 1.0 | — 0 |
| Compliance with RFMO port state obligations | 1.0 | 1.0 | — 0 |

General score 1.74 ▼ 0.04

General score by vulnerability 2.00 ▲ 0.17

| Related Indicators | 2021 | 2019 | 2019-2021 change |
|--------------------------------------|---------------|---------------|------------------|
| Trade balance for fisheries products | 3.0 | 2.0 | ▲ 1.0 |
| Share of global imports | 1.0 | 1.0 | — 0 |
| Perception of levels of corruption | not available | not available | |
| Gross national income per capita | 3.0 | 3.0 | — 0 |
| Volume of catches | 1.0 | 1.0 | — 0 |

General score by prevalence 1.00 — 0

| | | | |
|--|-----|-----|-----|
| Carded' under the EU IUU Regulation | 1.0 | 1.0 | — 0 |
| Identified' by NOAA for IUU fishing | 1.0 | 1.0 | — 0 |
| Mentions of IUU fishing in media reports | 1.0 | 1.0 | — 0 |

General score by response 2.00 ▼ 0.14

| | | | |
|--|-----|-----|-------|
| Mandatory vessel tracking for commercial seagoing fleet | 1.0 | 1.0 | — 0 |
| Demand for MSC products | 5.0 | 5.0 | — 0 |
| Ratification/accesion of UNCLOS Convention | 1.0 | 1.0 | — 0 |
| Ratification/accesion of UNFSA | 1.0 | 1.0 | — 0 |
| Mentions in media reports to combatting IUU fishing | 2.0 | 3.0 | ▼ 1.0 |
| Have a NPOA-IUU | 1.0 | 1.0 | — 0 |
| Market State is contracting party or cooperating non-contracting party to relevant RFMOs | 3.0 | 3.0 | — 0 |