

2021 Country profile

Estonia


World ranking
151 of 152 countries ▼ 1

Europe ranking
30 of 31 countries ▼ 1

East Atlantic ranking
40 of 41 countries ▼ 1

2021 IUU Score


1.62



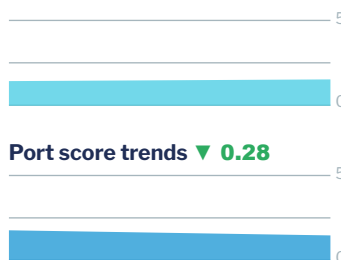
1.56 Coastal
1.29 Flag
1.50 Port
1.97 General

IUU score trends

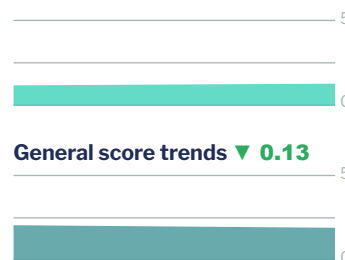
2019 - 2021 change ▼ 0.05



Coastal score trends ▲ 0.13




Flag score trends ▲ 0.08



Port score trends ▼ 0.28



General score trends ▼ 0.13



Note: Higher scores, and ranks closer to 1, indicate worse/poor performance. Green or red arrows show change in 2021 compared to 2019.

Coastal score **1.56** ▲ 0.13

Coastal score by vulnerability **1.50** – 0

Related Indicators	2021	2019	2019-2021 change
Size of EEZ	2.0	2.0	– 0
Agreement over all maritime boundaries	1.0	1.0	– 0
Dependency on fish for protein	2.0	2.0	– 0
Authorise foreign vessels to operate in EEZ	1.0	1.0	– 0

Coastal score by prevalence **2.20** ▲ 0.40

Has MSC-certified fisheries	4.0	3.0	▲ 1.0
Views of MCS practitioners on coastal compliance incidents	1.0	1.0	– 0

Coastal score by response **1.00** – 0

Coastal State is contracting party or cooperating non-contracting party to all relevant RFMOs	1.0	1.0	– 0
Operate a national VMS/FMC centre	1.0	1.0	– 0

Flag score 1.29 ▲ 0.08


Flag score by vulnerability 2.00 ▲ 0.50

Related Indicators	2021	2019	2019-2021 change
Distant water vessels on RFMO RAVs	2.0	1.0	▲ 1.0
Distant water vessels under several RFMOs	2.0	2.0	– 0

Flag score by prevalence 1.00 – 0

Vessels on IUU lists	1.0	1.0	– 0
View of fisheries observers on flag state compliance incidents	1.0	1.0	– 0
Views of MCS practitioners on flag state compliance incidents	1.0	1.0	– 0

Flag score by response 1.11 ▼ 0.11

Accepted FAO Compliance Agreement	1.0	1.0	– 0
Registered vessels with foreign or unknown ownership 	2.0	3.0	▼ 1.0
Provision of vessel data for inclusion in Global Record	1.0	1.0	– 0
Compliance with RFMO flag state obligations	1.0	1.0	– 0
Flag State is contracting party or cooperating non-contracting party to all relevant RFMOs	1.0	1.0	– 0

 Indicator 'Authorised vessel data provided to FAO HSVAR' used in 2019 has now changed to 'Registered vessels with foreign or unknown ownership'.

Port score 1.50 ▼ 0.28

Port score by vulnerability 2.50 ▼ 2.00

Related Indicators	2021	2019	2019-2021 change
Number of fishing ports	4.0	4.0	– 0
Port visits by foreign fishing or carrier vessels	1.0	5.0	▼ 4.0

Port score by prevalence -

Views of MCS practitioners on port compliance incidents	-	1.0	▼ 1.0
View of fisheries observers on port compliance incidents	-	1.0	▼ 1.0

Port score by response 1.00 – 0

Related Indicators	2021	2019	2019-2021 change
Party to the PSMA	1.0	1.0	– 0
Designated ports specified for entry by foreign vessels	1.0	1.0	– 0
Compliance with RFMO port state obligations	1.0	1.0	– 0

General score 1.97 ▼ 0.13

General score by vulnerability 1.56 – 0

Related Indicators	2021	2019	2019-2021 change
Trade balance for fisheries products	1.0	1.0	– 0
Share of global imports	1.0	1.0	– 0
Perception of levels of corruption	2.0	2.0	– 0
Gross national income per capita	2.0	2.0	– 0
Volume of catches	1.0	1.0	– 0

General score by prevalence 1.00 – 0

Carded' under the EU IUU Regulation	1.0	1.0	– 0
Identified' by NOAA for IUU fishing	1.0	1.0	– 0
Mentions of IUU fishing in media reports	1.0	1.0	– 0

General score by response 2.71 ▼ 0.29

Mandatory vessel tracking for commercial seagoing fleet	1.0	1.0	– 0
Demand for MSC products	3.0	5.0	▼ 2.0
Ratification/accesion of UNCLOS Convention	1.0	1.0	– 0
Ratification/accesion of UNFSA	1.0	1.0	– 0
Mentions in media reports to combatting IUU fishing	5.0	5.0	– 0
Have a NPOA-IUU	5.0	5.0	– 0
Market State is contracting party or cooperating non-contracting party to relevant RFMOs	1.0	1.0	– 0