

2021 Country profile

Eritrea


World ranking
8 of 152 countries ▲ 53

Africa ranking
2 of 38 countries ▲ 20

West Indian Ocean ranking
3 of 22 countries ▲ 7

2021 IUU Score

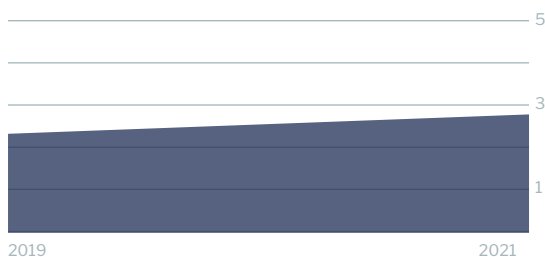
2.75



2.88 Coastal
1.70 Flag
3.06 Port
3.20 General

IUU score trends

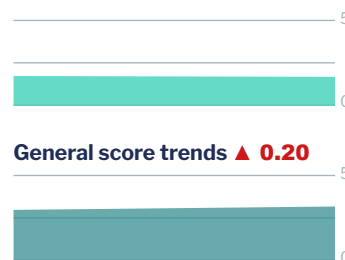
2019 - 2021 change ▲ 0.44



Coastal score trends ▲ 0.60




Flag score trends ▼ 0.04



Port score trends ▲ 2.06



General score trends ▲ 0.20



Note: Higher scores, and ranks closer to 1, indicate worse/poor performance. Green or red arrows show change in 2021 compared to 2019.

Coastal score **2.88** ▲ 0.60

Coastal score by vulnerability **2.67** ▲ 0.17

Related Indicators	2021	2019	2019-2021 change
Size of EEZ	2.0	2.0	— 0
Agreement over all maritime boundaries	1.0	5.0	▼ 4.0
Dependency on fish for protein	1.0*	1.0	— 0
Authorise foreign vessels to operate in EEZ	5.0	not available	

* indicates that scores from the 2019 version of the Index have been used due to 2021 data not being available

Coastal score by prevalence **2.60** — 0

Has MSC-certified fisheries	5.0	5.0	— 0
Views of MCS practitioners on coastal compliance incidents	1.0	1.0	— 0

Coastal score by response **3.40** ▲ 2.40

Coastal State is contracting party or cooperating non-contracting party to all relevant RFMOs	1.0	1.0	— 0
Operate a national VMS/FMC centre	5.0	not available	

Flag score 1.70 ▼ **0.04**

Flag score by vulnerability 1.00 – 0

Related Indicators	2021	2019	2019-2021 change
Distant water vessels on RFMO RAVs	1.0	1.0	– 0
Distant water vessels under several RFMOs	not applicable	not applicable	

Flag score by prevalence 1.00 – 0

Vessels on IUU lists	1.0	1.0	– 0
View of fisheries observers on flag state compliance incidents	1.0	1.0	– 0
Views of MCS practitioners on flag state compliance incidents	1.0	1.0	– 0

Flag score by response 2.75 ▼ **0.25**

Accepted FAO Compliance Agreement	not applicable	not applicable	
Registered vessels with foreign or unknown ownership 	1.0	not available	
Provision of vessel data for inclusion in Global Record	5.0	5.0	– 0
Compliance with RFMO flag state obligations	3.0	3.0	– 0
Flag State is contracting party or cooperating non-contracting party to all relevant RFMOs	1.0	1.0	– 0

 Indicator ‘Authorised vessel data provided to FAO HSVAR’ used in 2019 has now changed to ‘Registered vessels with foreign or unknown ownership’.

Port score 3.06 ▲ **2.06**

Port score by vulnerability 3.00 ▲ **2.00**

Related Indicators	2021	2019	2019-2021 change
Number of fishing ports	1.0	1.0	– 0
Port visits by foreign fishing or carrier vessels	5.0	1.0	▲ 4.0

Port score by prevalence 1.00

Views of MCS practitioners on port compliance incidents	1.0		▲ 1.0
View of fisheries observers on port compliance incidents	1.0		▲ 1.0



Port score by response 4.63

Related Indicators	2021	2019	2019-2021 change
Party to the PSMA	5.0		▲ 5.0
Designated ports specified for entry by foreign vessels	5.0	not applicable	
Compliance with RFMO port state obligations	4.0	not applicable	

General score 3.20 ▲ 0.20

General score by vulnerability 3.00 ▼ 0.67

Related Indicators	2021	2019	2019-2021 change
Trade balance for fisheries products	2.0	5.0	▼ 3.0
Share of global imports	1.0	1.0	— 0
Perception of levels of corruption	4.0	5.0	▼ 1.0
Gross national income per capita	5.0	5.0	— 0
Volume of catches	1.0	1.0	— 0

General score by prevalence 1.00 — 0

Carded' under the EU IUU Regulation	1.0	1.0	— 0
Identified' by NOAA for IUU fishing	1.0	1.0	— 0
Mentions of IUU fishing in media reports	1.0	1.0	— 0

General score by response 4.43 ▲ 0.43

Mandatory vessel tracking for commercial seagoing fleet	5.0	not available	
Demand for MSC products	5.0	5.0	— 0
Ratification/accesion of UNCLOS Convention	5.0	5.0	— 0
Ratification/accesion of UNFSA	5.0	5.0	— 0
Mentions in media reports to combatting IUU fishing	5.0	5.0	— 0
Have a NPOA-IUU	5.0	not available	
Market State is contracting party or cooperating non-contracting party to relevant RFMOs	1.0	1.0	— 0