

2021 Country profile

Dominica


World ranking
104 of 152 countries ▼ 24

Caribbean & Central America ranking
17 of 21 countries ▼ 6

West Atlantic ranking
23 of 29 countries ▼ 8


2021 IUU Score

2.10

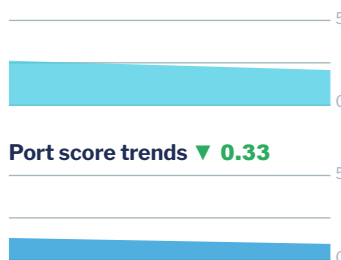


2.08 Coastal
1.82 Flag
1.00 Port
2.70 General

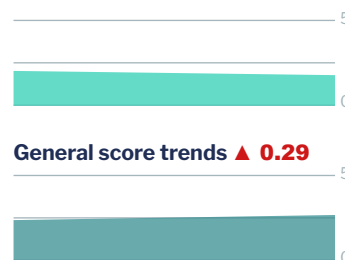
IUU score trends
2019 - 2021 change ▼ 0.13



Coastal score trends ▼ 0.56



Flag score trends ▼ 0.23



Port score trends ▼ 0.33



General score trends ▲ 0.29



Note: Higher scores, and ranks closer to 1, indicate worse/poor performance. Green or red arrows show change in 2021 compared to 2019.

Coastal score **2.08** ▼ 0.56

Coastal score by vulnerability **1.33** ▼ 1.17

Related Indicators	2021	2019	2019-2021 change
Size of EEZ	1.0	1.0	— 0
Agreement over all maritime boundaries	1.0	5.0	▼ 4.0
Dependency on fish for protein	3.0	3.0	— 0
Authorise foreign vessels to operate in EEZ	1.0	not available	

Coastal score by prevalence **2.60** — 0

Has MSC-certified fisheries	5.0	5.0	— 0
Views of MCS practitioners on coastal compliance incidents	1.0	1.0	— 0

Coastal score by response **3.00** — 0

Coastal State is contracting party or cooperating non-contracting party to all relevant RFMOs	3.0	3.0	— 0
Operate a national VMS/FMC centre	not applicable	not available	

Flag score 1.82 ▼ 0.23

Flag score by vulnerability 1.00 – 0

Related Indicators	2021	2019	2019-2021 change
Distant water vessels on RFMO RAVs	1.0	1.0	– 0
Distant water vessels under several RFMOs	not applicable	not applicable	

Flag score by prevalence 1.00 – 0

Vessels on IUU lists	1.0	1.0	– 0
View of fisheries observers on flag state compliance incidents	1.0	1.0	– 0
Views of MCS practitioners on flag state compliance incidents	1.0	1.0	– 0

Flag score by response 3.80 ▼ 0.06

Accepted FAO Compliance Agreement	not applicable	not applicable	
Registered vessels with foreign or unknown ownership 	5.0	not available	
Provision of vessel data for inclusion in Global Record	5.0	5.0	– 0
Compliance with RFMO flag state obligations	not applicable	5.0	
Flag State is contracting party or cooperating non-contracting party to all relevant RFMOs	2.0	1.0	▲ 1.0

 Indicator ‘Authorised vessel data provided to FAO HSVAR’ used in 2019 has now changed to ‘Registered vessels with foreign or unknown ownership’.

Port score 1.00 ▼ 0.33

Port score by vulnerability 1.00 – 0

Related Indicators	2021	2019	2019-2021 change
Number of fishing ports	1.0	1.0	– 0
Port visits by foreign fishing or carrier vessels	not applicable	1.0	

Port score by prevalence 1.00

Views of MCS practitioners on port compliance incidents	1.0		▲ 1.0
View of fisheries observers on port compliance incidents	1.0		▲ 1.0



Port score by response 1.00 ▼ 1.00

Related Indicators	2021	2019	2019-2021 change
Party to the PSMA	1.0	2.0	▼ 1.0
Designated ports specified for entry by foreign vessels	not applicable	not applicable	
Compliance with RFMO port state obligations	not applicable	not applicable	

General score 2.70 ▲ 0.29

General score by vulnerability 2.56 – 0

Related Indicators	2021	2019	2019-2021 change
Trade balance for fisheries products	5.0	5.0	– 0
Share of global imports	1.0	1.0	– 0
Perception of levels of corruption	3.0	3.0	– 0
Gross national income per capita	3.0	3.0	– 0
Volume of catches	1.0	1.0	– 0

General score by prevalence 1.00 – 0

Carded' under the EU IUU Regulation	1.0	1.0	– 0
Identified' by NOAA for IUU fishing	1.0	1.0	– 0
Mentions of IUU fishing in media reports	1.0	1.0	– 0

General score by response 3.91 ▲ 0.41

Mandatory vessel tracking for commercial seagoing fleet	not applicable	not available	
Demand for MSC products	5.0	5.0	– 0
Ratification/accesion of UNCLOS Convention	1.0	1.0	– 0
Ratification/accesion of UNFSA	5.0	5.0	– 0
Mentions in media reports to combatting IUU fishing	5.0	5.0	– 0
Have a NPOA-IUU	5.0	not available	
Market State is contracting party or cooperating non-contracting party to relevant RFMOs	1.0	1.0	– 0