



2021 Country profile

Comoros Isl.


World ranking
33 of 152 countries ▼ 13

Africa ranking
12 of 38 countries ▼ 4

West Indian Ocean ranking
6 of 22 countries

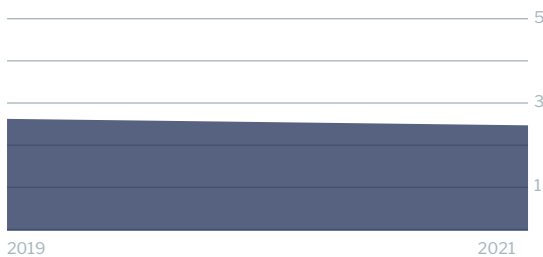
2021 IUU Score

2.45

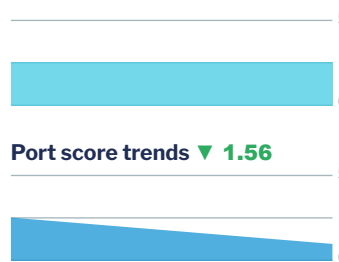


IUU score trends

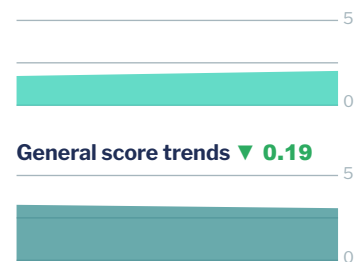
2019 - 2021 change ▼ 0.17



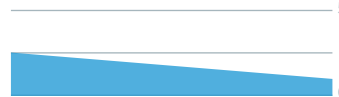
Coastal score trends — 0




Flag score trends ▲ 0.30



Port score trends ▼ 1.56



General score trends ▼ 0.19



Note: Higher scores, and ranks closer to 1, indicate worse/poor performance. Green or red arrows show change in 2021 compared to 2019.

Coastal score 2.56 — 0

Coastal score by vulnerability 3.83 — 0

Related Indicators	2021	2019	2019-2021 change
Size of EEZ	3.0	3.0	— 0
Agreement over all maritime boundaries	5.0	5.0	— 0
Dependency on fish for protein	2.0*	2.0	— 0
Authorise foreign vessels to operate in EEZ	5.0	5.0	— 0

* indicates that scores from the 2019 version of the Index have been used due to 2021 data not being available

Coastal score by prevalence 2.60 — 0

Related Indicators	2021	2019	2019-2021 change
Has MSC-certified fisheries	5.0	5.0	— 0
Views of MCS practitioners on coastal compliance incidents	1.0	1.0	— 0

Coastal score by response 1.00 — 0

Related Indicators	2021	2019	2019-2021 change
Coastal State is contracting party or cooperating non-contracting party to all relevant RFMOs	1.0	1.0	— 0
Operate a national VMS/FMC centre	1.0	1.0	— 0

Flag score 2.04 ▲ 0.30


Flag score by vulnerability 1.00 – 0

Related Indicators	2021	2019	2019-2021 change
Distant water vessels on RFMO RAVs	1.0	1.0	– 0
Distant water vessels under several RFMOs	1.0	not applicable	

Flag score by prevalence 1.00 ▼ 0.33

Related Indicators	2021	2019	2019-2021 change
Vessels on IUU lists	1.0	1.0	– 0
View of fisheries observers on flag state compliance incidents	1.0	1.0	– 0
Views of MCS practitioners on flag state compliance incidents	1.0	2.0	▼ 1.0

Flag score by response 3.78 ▲ 1.21

Related Indicators	2021	2019	2019-2021 change
Accepted FAO Compliance Agreement	5.0	not applicable	
Registered vessels with foreign or unknown ownership 	5.0	not available	
Provision of vessel data for inclusion in Global Record	5.0	5.0	– 0
Compliance with RFMO flag state obligations	4.0	2.0	▲ 2.0
Flag State is contracting party or cooperating non-contracting party to all relevant RFMOs	1.0	1.0	– 0

 Indicator ‘Authorised vessel data provided to FAO HSVAR’ used in 2019 has now changed to ‘Registered vessels with foreign or unknown ownership’.

Port score 1.00 ▼ 1.56

Port score by vulnerability 1.00 ▼ 2.00

Related Indicators	2021	2019	2019-2021 change
Number of fishing ports	1.0	1.0	– 0
Port visits by foreign fishing or carrier vessels	1.0	5.0	▼ 4.0

Port score by prevalence -

Related Indicators	2021	2019	2019-2021 change
Views of MCS practitioners on port compliance incidents		1.0	▼ 1.0
View of fisheries observers on port compliance incidents		1.0	▼ 1.0



Port score by response 1.00 ▼ 2.50

Related Indicators	2021	2019	2019-2021 change
Party to the PSMA	 	5.0	▼ 5.0
Designated ports specified for entry by foreign vessels	not applicable	5.0	
Compliance with RFMO port state obligations	1.0	1.0	— 0

General score 3.11 ▼ 0.19

General score by vulnerability 3.33 — 0

Related Indicators	2021	2019	2019-2021 change
Trade balance for fisheries products	5.0	5.0	— 0
Share of global imports	1.0	1.0	— 0
Perception of levels of corruption	4.0	4.0	— 0
Gross national income per capita	5.0	5.0	— 0
Volume of catches	1.0	1.0	— 0

General score by prevalence 2.14 ▼ 0.43

Carded' under the EU IUU Regulation	5.0	5.0	— 0
Identified' by NOAA for IUU fishing	1.0	1.0	— 0
Mentions of IUU fishing in media reports	1.0	2.0	▼ 1.0

General score by response 3.55 ▼ 0.18

Mandatory vessel tracking for commercial seagoing fleet	not applicable	not available	
Demand for MSC products	5.0	5.0	— 0
Ratification/accesion of UNCLOS Convention	1.0	1.0	— 0
Ratification/accesion of UNFSA	5.0	5.0	— 0
Mentions in media reports to combatting IUU fishing	3.0	4.0	▼ 1.0
Have a NPOA-IUU	5.0	5.0	— 0
Market State is contracting party or cooperating non-contracting party to relevant RFMOs	1.0	1.0	— 0