

2021 Country profile

# Cape Verde


World ranking  
117 of 152 countries ▲ 2

Africa ranking  
34 of 38 countries ▲ 3

East Atlantic ranking  
27 of 41 countries ▲ 1

2021 IUU Score


**1.98**



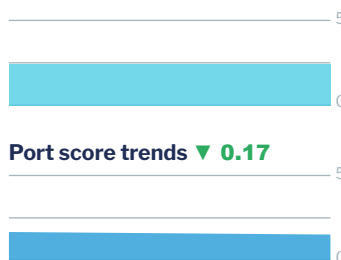
**2.44** Coastal  
**1.75** Flag  
**1.56** Port  
**2.17** General

IUU score trends

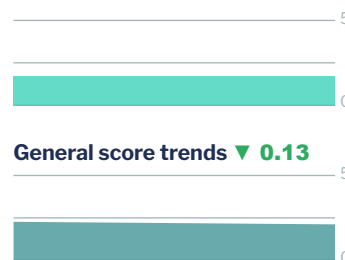
2019 - 2021 change ▼ 0.08



Coastal score trends — 0



Flag score trends — 0



Port score trends ▼ 0.17

General score trends ▼ 0.13

Note: Higher scores, and ranks closer to 1, indicate worse/poor performance. Green or red arrows show change in 2021 compared to 2019.

## Coastal score **2.44** — 0

### Coastal score by vulnerability **3.50** — 0

Related Indicators	2021	2019	2019-2021 change
Size of EEZ	<b>4.0</b>	4.0	— 0
Agreement over all maritime boundaries	<b>1.0</b>	1.0	— 0
Dependency on fish for protein	<b>2.0</b>	2.0	— 0
Authorise foreign vessels to operate in EEZ	<b>5.0</b>	5.0	— 0

### Coastal score by prevalence **2.60** — 0

Has MSC-certified fisheries	<b>5.0</b>	5.0	— 0
Views of MCS practitioners on coastal compliance incidents	<b>1.0</b>	1.0	— 0

### Coastal score by response **1.00** — 0

Coastal State is contracting party or cooperating non-contracting party to all relevant RFMOs	<b>1.0</b>	1.0	— 0
Operate a national VMS/FMC centre	<b>1.0</b>	1.0	— 0



**Flag score** 1.75 – 0

**Flag score by vulnerability** 1.00 – 0

Related Indicators	2021	2019	2019-2021 change
Distant water vessels on RFMO RAVs	1.0	1.0	– 0
Distant water vessels under several RFMOs	1.0	1.0	– 0

**Flag score by prevalence** 1.00 – 0

Vessels on IUU lists	1.0	1.0	– 0
View of fisheries observers on flag state compliance incidents	1.0	1.0	– 0
Views of MCS practitioners on flag state compliance incidents	1.0	1.0	– 0

**Flag score by response** 3.00 – 0

Accepted FAO Compliance Agreement	1.0	1.0	– 0
Registered vessels with foreign or unknown ownership	5.0	5.0	– 0
Provision of vessel data for inclusion in Global Record	5.0	5.0	– 0
Compliance with RFMO flag state obligations	3.0	3.0	– 0
Flag State is contracting party or cooperating non-contracting party to all relevant RFMOs	1.0	1.0	– 0

Indicator ‘Authorized vessel data provided to FAO HSVAR’ used in 2019 has now changed to ‘Registered vessels with foreign or unknown ownership’.

**Port score** 1.56 ▼ 0.17

**Port score by vulnerability** 3.50 – 0

Related Indicators	2021	2019	2019-2021 change
Number of fishing ports	2.0	2.0	– 0
Port visits by foreign fishing or carrier vessels	5.0	5.0	– 0

**Port score by prevalence** 1.00 ▼ 0.50

Views of MCS practitioners on port compliance incidents	1.0	2.0	▼ 1.0
View of fisheries observers on port compliance incidents	1.0	1.0	– 0

## Port score by response 1.00 – 0

Related Indicators	2021	2019	2019-2021 change
Party to the PSMA	1.0	1.0	– 0
Designated ports specified for entry by foreign vessels	1.0	1.0	– 0
Compliance with RFMO port state obligations	1.0	1.0	– 0

## General score 2.17 ▼ 0.13

### General score by vulnerability 2.67 ▼ 0.11

Related Indicators	2021	2019	2019-2021 change
Trade balance for fisheries products	4.0	5.0	▼ 1.0
Share of global imports	1.0	1.0	– 0
Perception of levels of corruption	3.0	3.0	– 0
Gross national income per capita	4.0	4.0	– 0
Volume of catches	1.0	1.0	– 0

### General score by prevalence 1.00 ▼ 0.43

Carded' under the EU IUU Regulation	1.0	1.0	– 0
Identified' by NOAA for IUU fishing	1.0	1.0	– 0
Mentions of IUU fishing in media reports	1.0	2.0	▼ 1.0

### General score by response 2.43 – 0

Mandatory vessel tracking for commercial seagoing fleet	1.0	1.0	– 0
Demand for MSC products	5.0	5.0	– 0
Ratification/accesion of UNCLOS Convention	1.0	1.0	– 0
Ratification/accesion of UNFSA	5.0	5.0	– 0
Mentions in media reports to combatting IUU fishing	5.0	5.0	– 0
Have a NPOA-IUU	1.0	1.0	– 0
Market State is contracting party or cooperating non-contracting party to relevant RFMOs	1.0	1.0	– 0