

2021 Country profile

Canada


World ranking
136 of 152 countries ▼ 2

North America ranking
2 of 2 countries

West Atlantic ranking
28 of 29 countries ▼ 3


Eastern Pacific ranking
13 of 13 countries ▼ 1

IUU score trends
2019 - 2021 change ▼ 0.11

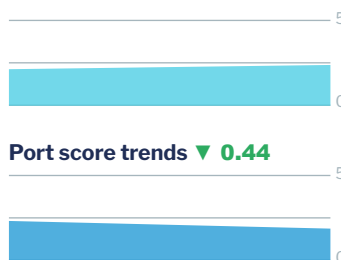


2021 IUU Score

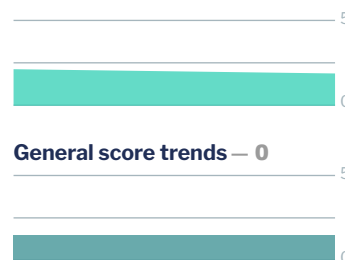
1.85



Coastal score trends ▲ 0.25



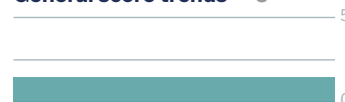
Flag score trends ▼ 0.25



Port score trends ▼ 0.44



General score trends — 0



Note: Higher scores, and ranks closer to 1, indicate worse/poor performance. Green or red arrows show change in 2021 compared to 2019.

Coastal score **2.38** ▲ 0.25

Coastal score by vulnerability **4.67** ▲ 0.67

Related Indicators	2021	2019	2019-2021 change
Size of EEZ	5.0	5.0	— 0
Agreement over all maritime boundaries	5.0	1.0	▲ 4.0
Dependency on fish for protein	3.0	3.0	— 0
Authorise foreign vessels to operate in EEZ	5.0	5.0	— 0

Coastal score by prevalence **1.00** — 0

Related Indicators	2021	2019	2019-2021 change
Has MSC-certified fisheries	1.0	1.0	— 0
Views of MCS practitioners on coastal compliance incidents	1.0	1.0	— 0

Coastal score by response **1.00** — 0

Related Indicators	2021	2019	2019-2021 change
Coastal State is contracting party or cooperating non-contracting party to all relevant RFMOs	1.0	1.0	— 0
Operate a national VMS/FMC centre	1.0	1.0	— 0

Flag score 1.92 ▼ 0.25

Flag score by vulnerability 4.00 ▼ 0.50

Related Indicators	2021	2019	2019-2021 change
Distant water vessels on RFMO RAVs	4.0	4.0	– 0
Distant water vessels under several RFMOs	4.0	5.0	▼ 1.0

Flag score by prevalence 1.00 – 0

Vessels on IUU lists	1.0	1.0	– 0
View of fisheries observers on flag state compliance incidents	1.0	1.0	– 0
Views of MCS practitioners on flag state compliance incidents	1.0	1.0	– 0

Flag score by response 1.44 ▼ 0.33

Accepted FAO Compliance Agreement	1.0	1.0	– 0
Registered vessels with foreign or unknown ownership 	2.0	5.0	▼ 3.0
Provision of vessel data for inclusion in Global Record	1.0	1.0	– 0
Compliance with RFMO flag state obligations	2.0	2.0	– 0
Flag State is contracting party or cooperating non-contracting party to all relevant RFMOs	1.0	1.0	– 0

 Indicator ‘Authorised vessel data provided to FAO HSVAR’ used in 2019 has now changed to ‘Registered vessels with foreign or unknown ownership’.

Port score 1.89 ▼ 0.44

Port score by vulnerability 5.00 – 0

Related Indicators	2021	2019	2019-2021 change
Number of fishing ports	5.0	5.0	– 0
Port visits by foreign fishing or carrier vessels	5.0	5.0	– 0

Port score by prevalence 1.00 – 0

Views of MCS practitioners on port compliance incidents	1.0	1.0	– 0
View of fisheries observers on port compliance incidents	1.0	1.0	– 0



Port score by response 1.00 ▼ 1.00

Related Indicators	2021	2019	2019-2021 change
Party to the PSMA	1.0	5.0	▼ 4.0
Designated ports specified for entry by foreign vessels	1.0	1.0	— 0
Compliance with RFMO port state obligations	1.0	1.0	— 0

General score 1.50 — 0

General score by vulnerability 1.89 ▲ 0.11

Related Indicators	2021	2019	2019-2021 change
Trade balance for fisheries products	2.0	2.0	— 0
Share of global imports	3.0	3.0	— 0
Perception of levels of corruption	2.0	1.0	▲ 1.0
Gross national income per capita	1.0	1.0	— 0
Volume of catches	2.0	3.0	▼ 1.0

General score by prevalence 1.43 ▲ 0.43

Carded' under the EU IUU Regulation	1.0	1.0	— 0
Identified' by NOAA for IUU fishing	1.0	1.0	— 0
Mentions of IUU fishing in media reports	2.0	1.0	▲ 1.0

General score by response 1.29 ▼ 0.29

Mandatory vessel tracking for commercial seagoing fleet	1.0	1.0	— 0
Demand for MSC products	2.0	3.0	▼ 1.0
Ratification/accesion of UNCLOS Convention	1.0	1.0	— 0
Ratification/accesion of UNFSA	1.0	1.0	— 0
Mentions in media reports to combatting IUU fishing	2.0	3.0	▼ 1.0
Have a NPOA-IUU	1.0	1.0	— 0
Market State is contracting party or cooperating non-contracting party to relevant RFMOs	1.0	1.0	— 0