

2021 Country profile

Cambodia


World ranking
23 of 152 countries ▼ 20

Asia ranking
8 of 20 countries ▼ 5

Western Pacific ranking
10 of 29 countries ▼ 7

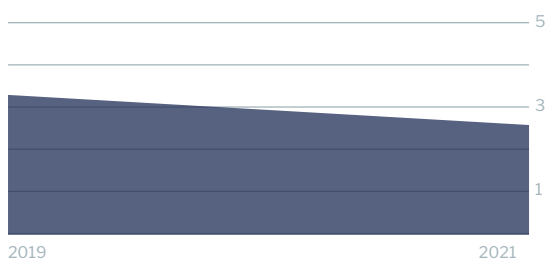
2021 IUU Score

2.54



2.38 Coastal
1.50 Flag
2.67 Port
3.13 General

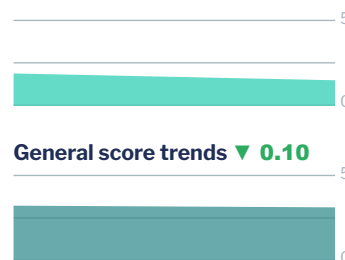
IUU score trends
2019 - 2021 change ▼ 0.70



Coastal score trends ▼ 1.63




Flag score trends ▼ 0.38



Port score trends ▼ 1.20



General score trends ▼ 0.10



Note: Higher scores, and ranks closer to 1, indicate worse/poor performance. Green or red arrows show change in 2021 compared to 2019.

Coastal score **2.38** ▼ 1.63

Coastal score by vulnerability **2.67** ▼ 1.33

Related Indicators	2021	2019	2019-2021 change
Size of EEZ	2.0	2.0	— 0
Agreement over all maritime boundaries	5.0	5.0	— 0
Dependency on fish for protein	5.0	5.0	— 0
Authorise foreign vessels to operate in EEZ	1.0	5.0	▼ 4.0

Coastal score by prevalence **2.60** ▼ 1.20

Has MSC-certified fisheries	5.0	5.0	— 0
Views of MCS practitioners on coastal compliance incidents	1.0	3.0	▼ 2.0

Coastal score by response **1.80** ▼ 2.40

Coastal State is contracting party or cooperating non-contracting party to all relevant RFMOs	3.0	3.0	— 0
Operate a national VMS/FMC centre	1.0	5.0	▼ 4.0

Flag score 1.50 ▼ 0.38

Flag score by vulnerability 1.00 – 0

Related Indicators	2021	2019	2019-2021 change
Distant water vessels on RFMO RAVs	1.0	1.0	– 0
Distant water vessels under several RFMOs	not applicable	not applicable	

Flag score by prevalence 1.00 ▼ 0.67

Vessels on IUU lists	1.0	1.0	– 0
View of fisheries observers on flag state compliance incidents	1.0	1.0	– 0
Views of MCS practitioners on flag state compliance incidents	1.0	3.0	▼ 2.0

Flag score by response 3.00 – 0

Accepted FAO Compliance Agreement	not applicable	not applicable	
Registered vessels with foreign or unknown ownership 	not available	not available	
Provision of vessel data for inclusion in Global Record	5.0	5.0	– 0
Compliance with RFMO flag state obligations	not applicable	not applicable	
Flag State is contracting party or cooperating non-contracting party to all relevant RFMOs	1.0	1.0	– 0

 Indicator ‘Authorised vessel data provided to FAO HSVAR’ used in 2019 has now changed to ‘Registered vessels with foreign or unknown ownership’.

Port score 2.67 ▼ 1.20

Port score by vulnerability 2.50 ▼ 2.00

Related Indicators	2021	2019	2019-2021 change
Number of fishing ports	4.0	4.0	– 0
Port visits by foreign fishing or carrier vessels	1.0	5.0	▼ 4.0

Port score by prevalence 4.00 ▲ 1.50

Views of MCS practitioners on port compliance incidents	4.0	4.0	– 0
View of fisheries observers on port compliance incidents		1.0	▼ 1.0

Port score by response 1.00 ▼ 4.00

Related Indicators	2021	2019	2019-2021 change
Party to the PSMA	1.0	5.0	▼ 4.0
Designated ports specified for entry by foreign vessels	not applicable	5.0	
Compliance with RFMO port state obligations	not applicable	not applicable	

General score 3.13 ▼ 0.10

General score by vulnerability 3.33 ▲ 0.22

Related Indicators	2021	2019	2019-2021 change
Trade balance for fisheries products	2.0	3.0	▼ 1.0
Share of global imports	1.0	1.0	— 0
Perception of levels of corruption	5.0	4.0	▲ 1.0
Gross national income per capita	5.0	5.0	— 0
Volume of catches	1.0	1.0	— 0

General score by prevalence 2.57 ▲ 0.43

Carded' under the EU IUU Regulation	5.0	5.0	— 0
Identified' by NOAA for IUU fishing	1.0	1.0	— 0
Mentions of IUU fishing in media reports	2.0	1.0	▲ 1.0

General score by response 3.29 ▼ 0.57

Mandatory vessel tracking for commercial seagoing fleet	5.0	5.0	— 0
Demand for MSC products	5.0	5.0	— 0
Ratification/accesion of UNCLOS Convention	5.0	5.0	— 0
Ratification/accesion of UNFSA	1.0	5.0	▼ 4.0
Mentions in media reports to combatting IUU fishing	3.0	5.0	▼ 2.0
Have a NPOA-IUU	1.0	1.0	— 0
Market State is contracting party or cooperating non-contracting party to relevant RFMOs	3.0	3.0	— 0