



2021 Country profile

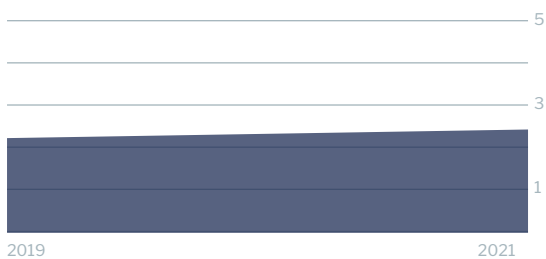
Brunei Darussalam

World ranking
45 of 152 countries ▲ 40

Asia ranking
11 of 20 countries ▲ 9


Western Pacific ranking
12 of 29 countries ▲ 8

IUU score trends
2019 - 2021 change ▲ 0.17



2021 IUU Score

2.39



Coastal score trends — 0

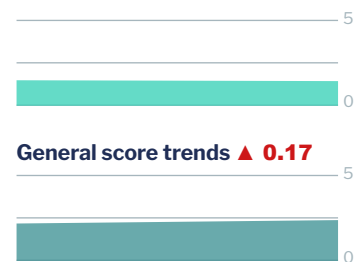


Port score trends ▲ 0.47




2.82 Coastal
1.47 Flag
3.13 Port
2.38 General

Flag score trends ▼ 0.03



General score trends ▲ 0.17



Note: Higher scores, and ranks closer to 1, indicate worse/poor performance. Green or red arrows show change in 2021 compared to 2019.

Coastal score **2.82** — 0

Coastal score by vulnerability **3.00** — 0

Related Indicators	2021	2019	2019-2021 change
Size of EEZ	1.0	1.0	— 0
Agreement over all maritime boundaries	5.0*	5.0	— 0
Dependency on fish for protein	5.0*	5.0	— 0
Authorise foreign vessels to operate in EEZ	not available	not available	

* indicates that scores from the 2019 version of the Index have been used due to 2021 data not being available

Coastal score by prevalence **2.60** — 0

Related Indicators	2021	2019	2019-2021 change
Has MSC-certified fisheries	5.0	5.0	— 0
Views of MCS practitioners on coastal compliance incidents	1.0	1.0	— 0

Coastal score by response **3.00** — 0

Related Indicators	2021	2019	2019-2021 change
Coastal State is contracting party or cooperating non-contracting party to all relevant RFMOs	3.0	3.0	— 0
Operate a national VMS/FMC centre	not available	not available	

Flag score 1.47 ▼ 0.03

Flag score by vulnerability 1.00 – 0

Related Indicators	2021	2019	2019-2021 change
Distant water vessels on RFMO RAVs	1.0	1.0	– 0
Distant water vessels under several RFMOs	not applicable	not applicable	

Flag score by prevalence 1.00 – 0

Vessels on IUU lists	1.0	1.0	– 0
View of fisheries observers on flag state compliance incidents	1.0	1.0	– 0
Views of MCS practitioners on flag state compliance incidents	1.0	1.0	– 0

Flag score by response 2.60 ▼ 0.40

Accepted FAO Compliance Agreement	not applicable	not applicable	
Registered vessels with foreign or unknown ownership 	1.0	not available	
Provision of vessel data for inclusion in Global Record	5.0	5.0	– 0
Compliance with RFMO flag state obligations	not applicable	not applicable	
Flag State is contracting party or cooperating non-contracting party to all relevant RFMOs	1.0	1.0	– 0

 Indicator 'Authorised vessel data provided to FAO HSVAR' used in 2019 has now changed to 'Registered vessels with foreign or unknown ownership'.

Port score 3.13 ▲ 0.47

Port score by vulnerability 4.00 – 0

Related Indicators	2021	2019	2019-2021 change
Number of fishing ports	3.0	3.0	– 0
Port visits by foreign fishing or carrier vessels	5.0	5.0	– 0

Port score by prevalence 1.00 – 0

Views of MCS practitioners on port compliance incidents	1.0	1.0	– 0
View of fisheries observers on port compliance incidents	1.0	1.0	– 0



Port score by response 5.00 – 0

Related Indicators	2021	2019	2019-2021 change
Party to the PSMA	5.0	5.0	– 0
Designated ports specified for entry by foreign vessels	5.0	not applicable	
Compliance with RFMO port state obligations	not applicable	not applicable	

General score 2.38 ▲ 0.17

General score by vulnerability 2.00 ▲ 0.22

Related Indicators	2021	2019	2019-2021 change
Trade balance for fisheries products	4.0	5.0	▼ 1.0
Share of global imports	1.0	1.0	– 0
Perception of levels of corruption	3.0	2.0	▲ 1.0
Gross national income per capita	1.0	1.0	– 0
Volume of catches	1.0	1.0	– 0

General score by prevalence 1.00 – 0

Carded' under the EU IUU Regulation	1.0	1.0	– 0
Identified' by NOAA for IUU fishing	1.0	1.0	– 0
Mentions of IUU fishing in media reports	1.0	1.0	– 0

General score by response 4.00 ▲ 0.25

Mandatory vessel tracking for commercial seagoing fleet	not available	not available	
Demand for MSC products	5.0	5.0	– 0
Ratification/accesion of UNCLOS Convention	1.0	1.0	– 0
Ratification/accesion of UNFSA	5.0	5.0	– 0
Mentions in media reports to combatting IUU fishing	5.0	4.0	▲ 1.0
Have a NPOA-IUU	not available	not available	
Market State is contracting party or cooperating non-contracting party to relevant RFMOs	3.0	3.0	– 0