

2021 Country profile

Bangladesh


World ranking
85 of 152 countries ▼ 38

Asia ranking
18 of 20 countries ▼ 3

East Indian Ocean ranking
6 of 9 countries ▼ 1

2021 IUU Score

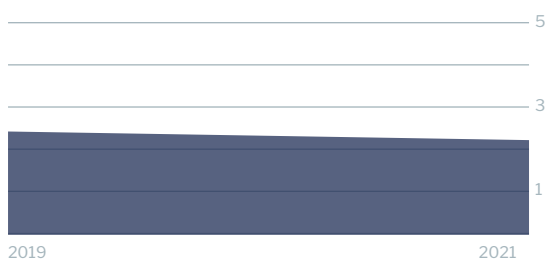
2.20




1.75 Coastal
1.70 Flag
2.00 Port
2.90 General

IUU score trends

2019 - 2021 change ▼ 0.21



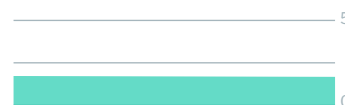
Coastal score trends ▼ 0.75




Port score trends ▼ 0.61



Flag score trends ▼ 0.04



General score trends ▲ 0.23



Note: Higher scores, and ranks closer to 1, indicate worse/poor performance. Green or red arrows show change in 2021 compared to 2019.

Coastal score **1.75** ▼ 0.75

Coastal score by vulnerability **1.67** – 0

Related Indicators	2021	2019	2019-2021 change
Size of EEZ	2.0	2.0	– 0
Agreement over all maritime boundaries	1.0	1.0	– 0
Dependency on fish for protein	3.0	3.0	– 0
Authorise foreign vessels to operate in EEZ	1.0	1.0	– 0

Coastal score by prevalence **2.60** – 0

Has MSC-certified fisheries	5.0	5.0	– 0
Views of MCS practitioners on coastal compliance incidents	1.0	1.0	– 0

Coastal score by response **1.00** ▼ 2.40

Coastal State is contracting party or cooperating non-contracting party to all relevant RFMOs	1.0	1.0	– 0
Operate a national VMS/FMC centre	1.0	5.0	▼ 4.0

Flag score 1.70 ▼ **0.04**

Flag score by vulnerability 1.00 – 0

Related Indicators	2021	2019	2019-2021 change
Distant water vessels on RFMO RAVs	1.0	1.0	– 0
Distant water vessels under several RFMOs	not applicable	not applicable	

Flag score by prevalence 1.00 – 0

Vessels on IUU lists	1.0	1.0	– 0
View of fisheries observers on flag state compliance incidents	1.0	1.0	– 0
Views of MCS practitioners on flag state compliance incidents	1.0	1.0	– 0

Flag score by response 2.75 ▼ **0.25**

Accepted FAO Compliance Agreement	not applicable	not applicable	
Registered vessels with foreign or unknown ownership 	1.0	not available	
Provision of vessel data for inclusion in Global Record	5.0	5.0	– 0
Compliance with RFMO flag state obligations	3.0	3.0	– 0
Flag State is contracting party or cooperating non-contracting party to all relevant RFMOs	1.0	1.0	– 0

 Indicator ‘Authorised vessel data provided to FAO HSVAR’ used in 2019 has now changed to ‘Registered vessels with foreign or unknown ownership’.

Port score 2.00 ▼ **0.61**

Port score by vulnerability 4.00 – 0

Related Indicators	2021	2019	2019-2021 change
Number of fishing ports	3.0	3.0	– 0
Port visits by foreign fishing or carrier vessels	5.0	5.0	– 0

Port score by prevalence 1.00 – 0

Views of MCS practitioners on port compliance incidents	1.0	1.0	– 0
View of fisheries observers on port compliance incidents	1.0	1.0	– 0

Port score by response 1.75 ▼ 1.38

Related Indicators	2021	2019	2019-2021 change
Party to the PSMA	1.0	5.0	▼ 4.0
Designated ports specified for entry by foreign vessels	1.0	1.0	— 0
Compliance with RFMO port state obligations	3.0	4.0	▼ 1.0

General score 2.90 ▲ 0.23

General score by vulnerability 3.33 ▼ 0.11

Related Indicators	2021	2019	2019-2021 change
Trade balance for fisheries products	3.0	4.0	▼ 1.0
Share of global imports	1.0	1.0	— 0
Perception of levels of corruption	4.0	4.0	— 0
Gross national income per capita	5.0	5.0	— 0
Volume of catches	2.0	2.0	— 0

General score by prevalence 1.00 — 0

Carded' under the EU IUU Regulation	1.0	1.0	— 0
Identified' by NOAA for IUU fishing	1.0	1.0	— 0
Mentions of IUU fishing in media reports	1.0	1.0	— 0

General score by response 3.57 ▲ 0.57

Mandatory vessel tracking for commercial seagoing fleet	5.0	1.0	▲ 4.0
Demand for MSC products	5.0	5.0	— 0
Ratification/accesion of UNCLOS Convention	1.0	1.0	— 0
Ratification/accesion of UNFSA	1.0	1.0	— 0
Mentions in media reports to combatting IUU fishing	3.0	5.0	▼ 2.0
Have a NPOA-IUU	5.0	5.0	— 0
Market State is contracting party or cooperating non-contracting party to relevant RFMOs	1.0	1.0	— 0