

2021 Country profile

Angola


World ranking
37 of 152 countries ▲ 15

Africa ranking
14 of 38 countries ▲ 4

East Atlantic ranking
10 of 41 countries ▲ 5

2021 IUU Score


2.42




2.69 Coastal
1.83 Flag
3.28 Port
2.23 General

IUU score trends

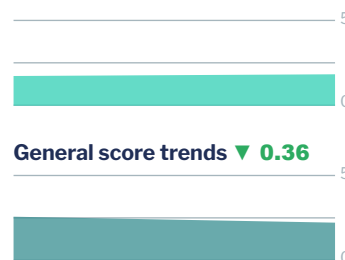
2019 - 2021 change ▲ 0.05



Coastal score trends ▼ 0.39



Flag score trends ▲ 0.08



Port score trends ▲ 0.94



General score trends ▼ 0.36



Note: Higher scores, and ranks closer to 1, indicate worse/poor performance. Green or red arrows show change in 2021 compared to 2019.

Coastal score 2.69 ▼ 0.39

Coastal score by vulnerability 4.17 - 0

Related Indicators	2021	2019	2019-2021 change
Size of EEZ	4.0	4.0	- 0
Agreement over all maritime boundaries	5.0	5.0	- 0
Dependency on fish for protein	2.0	2.0	- 0
Authorise foreign vessels to operate in EEZ	5.0	5.0	- 0

Coastal score by prevalence 2.60 - 0

Has MSC-certified fisheries	5.0	5.0	- 0
Views of MCS practitioners on coastal compliance incidents	1.0	1.0	- 0

Coastal score by response 1.00 - 0

Coastal State is contracting party or cooperating non-contracting party to all relevant RFMOs	1.0	1.0	- 0
Operate a national VMS/FMC centre	1.0	not available	

Flag score 1.83 ▲ 0.08

Flag score by vulnerability 1.00 – 0

Related Indicators	2021	2019	2019-2021 change
Distant water vessels on RFMO RAVs	1.0	1.0	– 0
Distant water vessels under several RFMOs	1.0	1.0	– 0

Flag score by prevalence 1.67 ▲ 0.67

Vessels on IUU lists	3.0	1.0	▲ 2.0
View of fisheries observers on flag state compliance incidents	1.0	1.0	– 0
Views of MCS practitioners on flag state compliance incidents	1.0	1.0	– 0

Flag score by response 2.56 ▼ 0.44

Accepted FAO Compliance Agreement	1.0	1.0	– 0
Registered vessels with foreign or unknown ownership 	4.0	5.0	▼ 1.0
Provision of vessel data for inclusion in Global Record	5.0	5.0	– 0
Compliance with RFMO flag state obligations	2.0	3.0	▼ 1.0
Flag State is contracting party or cooperating non-contracting party to all relevant RFMOs	1.0	1.0	– 0

 Indicator ‘Authorised vessel data provided to FAO HSVAR’ used in 2019 has now changed to ‘Registered vessels with foreign or unknown ownership’.

Port score 3.28 ▲ 0.94

Port score by vulnerability 4.00 – 0

Related Indicators	2021	2019	2019-2021 change
Number of fishing ports	3.0	3.0	– 0
Port visits by foreign fishing or carrier vessels	5.0	5.0	– 0

Port score by prevalence 1.00 – 0

Views of MCS practitioners on port compliance incidents	1.0	1.0	– 0
View of fisheries observers on port compliance incidents	1.0	1.0	– 0


Port score by response 4.63 ▲ 2.03

Related Indicators	2021	2019	2019-2021 change
Party to the PSMA	5.0	5.0	— 0
Designated ports specified for entry by foreign vessels	5.0	not applicable	
Compliance with RFMO port state obligations	4.0	1.0	▲ 3.0

General score 2.23 ▼ 0.36
General score by vulnerability 2.89 ▼ 0.56

Related Indicators	2021	2019	2019-2021 change
Trade balance for fisheries products	3.0	3.0	— 0
Share of global imports	1.0	1.0	— 0
Perception of levels of corruption	4.0	5.0	▼ 1.0
Gross national income per capita	4.0	4.0	— 0
Volume of catches	1.0	2.0	▼ 1.0

General score by prevalence 1.00 ▼ 0.43

Carded' under the EU IUU Regulation	1.0	1.0	— 0
Identified' by NOAA for IUU fishing	1.0	1.0	— 0
Mentions of IUU fishing in media reports	1.0	2.0	▼ 1.0

General score by response 2.43 ▼ 0.21

Mandatory vessel tracking for commercial seagoing fleet	1.0	1.0	— 0
Demand for MSC products	5.0	5.0	— 0
Ratification/accesion of UNCLOS Convention	1.0	1.0	— 0
Ratification/accesion of UNFSA	5.0	5.0	— 0
Mentions in media reports to combatting IUU fishing	5.0	4.0	▲ 1.0
Have a NPOA-IUU	1.0	not available	
Market State is contracting party or cooperating non-contracting party to relevant RFMOs	1.0	1.0	— 0