

2021 Country profile

# Albania


**World ranking**  
127 of 152 countries ▼ 40

**Europe ranking**  
16 of 31 countries ▼ 9

**Mediterranean & Black Sea ranking**  
20 of 26 countries ▼ 6

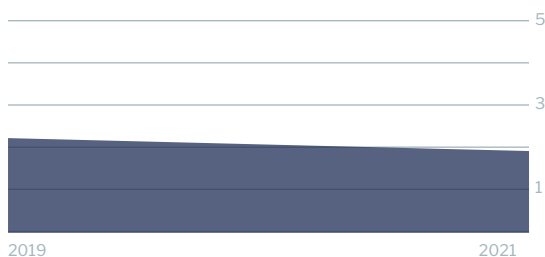
2021  
IUU  
Score

**1.92**

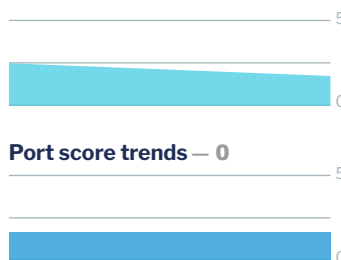


**1.75** Coastal  
**2.00** Flag  
**1.67** Port  
**2.10** General

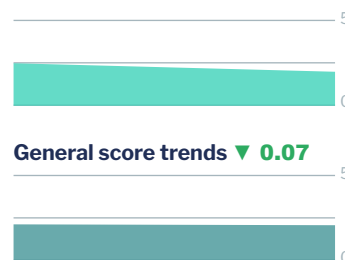
**IUU score trends**  
2019 - 2021 change ▼ 0.30



**Coastal score trends ▼ 0.75**



**Flag score trends ▼ 0.50**



**Port score trends — 0**



**General score trends ▼ 0.07**



Note: Higher scores, and ranks closer to 1, indicate worse/poor performance. Green or red arrows show change in 2021 compared to 2019.

**Coastal score** **1.75** ▼ 0.75

**Coastal score by vulnerability** **1.67** — 0

Related Indicators	2021	2019	2019-2021 change
Size of EEZ	1.0	1.0	— 0
Agreement over all maritime boundaries	5.0	5.0	— 0
Dependency on fish for protein	1.0	1.0	— 0
Authorise foreign vessels to operate in EEZ	1.0	1.0	— 0

**Coastal score by prevalence** **2.60** — 0

Has MSC-certified fisheries	5.0	5.0	— 0
Views of MCS practitioners on coastal compliance incidents	1.0	1.0	— 0

**Coastal score by response** **1.00** ▼ 2.40

Coastal State is contracting party or cooperating non-contracting party to all relevant RFMOs	1.0	1.0	— 0
Operate a national VMS/FMC centre	1.0	5.0	▼ 4.0

**Flag score** 2.00 ▼ 0.50

**Flag score by vulnerability** 3.00 – 0


Related Indicators	2021	2019	2019-2021 change
Distant water vessels on RFMO RAVs	5.0	4.0	▲ 1.0
Distant water vessels under several RFMOs	1.0	2.0	▼ 1.0

**Flag score by prevalence** 1.00 – 0

Vessels on IUU lists	1.0	1.0	– 0
View of fisheries observers on flag state compliance incidents	1.0	1.0	– 0
Views of MCS practitioners on flag state compliance incidents	1.0	1.0	– 0

**Flag score by response** 2.33 ▼ 1.33

Accepted FAO Compliance Agreement	1.0	1.0	– 0
Registered vessels with foreign or unknown ownership 	2.0	5.0	▼ 3.0
Provision of vessel data for inclusion in Global Record	5.0	5.0	– 0
Compliance with RFMO flag state obligations	2.0	5.0	▼ 3.0
Flag State is contracting party or cooperating non-contracting party to all relevant RFMOs	1.0	1.0	– 0

 Indicator 'Authorised vessel data provided to FAO HSVAR' used in 2019 has now changed to 'Registered vessels with foreign or unknown ownership'.

**Port score** 1.67 – 0

**Port score by vulnerability** 4.00 – 0

Related Indicators	2021	2019	2019-2021 change
Number of fishing ports	3.0	3.0	– 0
Port visits by foreign fishing or carrier vessels	5.0	5.0	– 0

**Port score by prevalence** 1.00 – 0

Views of MCS practitioners on port compliance incidents	1.0	1.0	– 0
View of fisheries observers on port compliance incidents	1.0	1.0	– 0

## Port score by response 1.00 – 0

Related Indicators	2021	2019	2019-2021 change
Party to the PSMA	1.0	1.0	– 0
Designated ports specified for entry by foreign vessels	1.0	1.0	– 0
Compliance with RFMO port state obligations	1.0	1.0	– 0

## General score 2.10 ▼ 0.07

### General score by vulnerability 2.44 ▼ 0.22

Related Indicators	2021	2019	2019-2021 change
Trade balance for fisheries products	1.0	1.0	– 0
Share of global imports	1.0	1.0	– 0
Perception of levels of corruption	4.0	4.0	– 0
Gross national income per capita	3.0	4.0	▼ 1.0
Volume of catches	1.0	1.0	– 0

### General score by prevalence 1.00 – 0

Carded' under the EU IUU Regulation	1.0	1.0	– 0
Identified' by NOAA for IUU fishing	1.0	1.0	– 0
Mentions of IUU fishing in media reports	1.0	1.0	– 0

### General score by response 2.43 – 0

Mandatory vessel tracking for commercial seagoing fleet	1.0	1.0	– 0
Demand for MSC products	5.0	5.0	– 0
Ratification/accesion of UNCLOS Convention	1.0	1.0	– 0
Ratification/accesion of UNFSA	5.0	5.0	– 0
Mentions in media reports to combatting IUU fishing	5.0	5.0	– 0
Have a NPOA-IUU	1.0	1.0	– 0
Market State is contracting party or cooperating non-contracting party to relevant RFMOs	1.0	1.0	– 0