



2025 Country profile

Senegal

World ranking

51 of 152 countries ▼ 24

Africa ranking


16 of 38 countries ▼ 6

East Atlantic ranking

14 of 41 countries ▼ 9

2025
IUU
Score

2.35



2.75 2.00 2.39 2.40

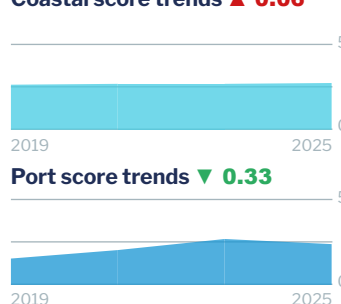
Coastal Flag Port General

IUU score trends

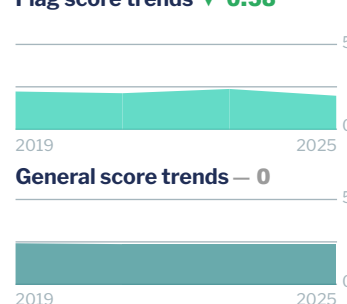
2023 - 2025 change ▼ 0.16



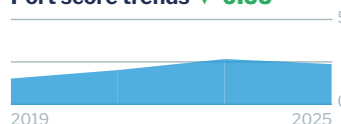
Coastal score trends ▲ 0.06




Flag score trends ▼ 0.38



Port score trends ▼ 0.33



General score trends — 0



Note: Higher scores closer to 5, and ranks closer to 1, indicate worse/poor performance. Green or red arrows show change in 2025 compared to 2023

Coastal score

2.75

▲ 0.06

Coastal score by vulnerability

3.17

— 0

Related Indicators

	2025	2023	2023-2025 change	2021
Size of EEZ	3.0	3.0	— 0	3.0
Agreement over all maritime boundaries	1.0*	1.0	— 0	1.0
Dependency on fish for protein	2.0	2.0	— 0	2.0
Authorise foreign vessels to operate in EEZ	5.0*	5.0	— 0	5.0

* indicates that scores from an older version of the Index have been used due to 2025 data not being available.

Coastal score by prevalence

4.00

▲ 0.20

Has MSC-certified fisheries	4.0	5.0	▼ 1.0	5.0
Views of MCS practitioners on coastal compliance incidents	4.0	3.0	▲ 1.0	3.0

Coastal score by response

1.00

— 0

Coastal State is contracting party or cooperating non-contracting party to all relevant RFMOs	1.0	1.0	— 0	1.0
Operate a national VMS/FMC centre	1.0*	1.0	— 0	1.0

* indicates that scores from an older version of the Index have been used due to 2025 data not being available.

Flag score **2.00** ▼ **0.38**


Flag score by vulnerability **1.50** — 0

Related Indicators	2025	2023	2023-2025 change	2021
Distant water vessels on RFMO RAVs	2.0	2.0	— 0	2.0
Distant water vessels under several RFMOs	1.0	1.0	— 0	1.0

Flag score by prevalence **1.67** — 0

Vessels on IUU lists	1.0	1.0	— 0	1.0
View of fisheries observers on flag state compliance incidents	1.0	1.0	— 0	1.0
Views of MCS practitioners on flag state compliance incidents	3.0	3.0	— 0	3.0

Flag score by response **2.67** ▼ **1.00**

Accepted FAO Compliance Agreement	1.0	1.0	— 0	1.0
Registered vessels with foreign or unknown ownership 	5.0	5.0	— 0	5.0
Provision of vessel data for inclusion in Global Record	5.0	5.0	— 0	5.0
Compliance with RFMO flag state obligations	2.0	5.0	▼ 3.0	3.0
Flag State is contracting party or cooperating non-contracting party to all relevant RFMOs	1.0	1.0	— 0	1.0

 Indicator “Authorised vessel data provided to FAO HSVAR” used in 2019 was changed to “Registered vessels with foreign or unknown ownership” from 2021.

Port score **2.39** ▼ **0.33**

Port score by vulnerability **3.50** — 0

Related Indicators	2025	2023	2023-2025 change	2021
Number of fishing ports	2.0*	2.0	— 0	2.0
Port visits by foreign fishing or carrier vessels	5.0*	5.0	— 0	5.0

Port score by prevalence **3.50** ▲ **1.00**

Views of MCS practitioners on port compliance incidents	4.0	4.0	— 0	4.0
View of fisheries observers on port compliance incidents	3.0	1.0	▲ 2.0	1.0

* Indicates that scores from an older version of the Index have been used due to 2025 data not being available.

**Port score by response** **1.00** ▼ **1.50**

Related Indicators

Party to the PSMA

2025

1.0

2023

1.0

2023-2025
change

— 0

2021

1.0

Designated ports specified for entry by foreign vessels

1.0*

5.0

▼ **4.0**

1.0

Compliance with RFMO port state obligations

1.0

1.0

— 0

1.0

* indicates that scores from an older version of the Index have been used due to 2025 data not being available.

General score **2.40** — 0**General score by vulnerability** **3.22** — 0

Related Indicators

Trade balance for fisheries products

2025

5.0

2023

5.0

2019-2021
change

— 0

2021

5.0

Share of global imports

1.0

1.0

— 0

1.0

Perception of levels of corruption

3.0

3.0

— 0

3.0

Gross national income per capita

5.0

5.0

— 0

5.0

Volume of catches

2.0

2.0

— 0

2.0

General score by prevalence **2.43** ▲ **0.57**

Carded' under the EU IUU Regulation

3.0

1.0

▲ **2.0**

1.0

Identified' by NOAA for IUU fishing

1.0

4.0

▼ **3.0**

1.0

Mentions of IUU fishing in media reports

3.0

1.0

▲ **2.0**

3.0

General score by response **1.86** ▼ **0.28**

Mandatory vessel tracking for commercial seagoing fleet

1.0*

1.0

— 0

1.0

Demand for MSC products

5.0

5.0

— 0

5.0

Ratification/accession of UNCLOS Convention

1.0

1.0

— 0

1.0

Ratification/accession of UNFSA

1.0

1.0

— 0

1.0

Mentions in media reports to combatting IUU fishing

3.0

5.0

▼ **2.0**

5.0

Have a NPOA-IUU

1.0*

1.0

— 0

1.0

Market State is contracting party or cooperating non-contracting party to relevant RFMOs

1.0

1.0

— 0

1.0

* indicates that scores from an older version of the Index have been used due to 2025 data not being available.