



2025 Country profile

Netherlands

World ranking

110 of 152 countries ▲ 8

Europe ranking


12 of 31 countries ▲ 2

East Atlantic ranking

24 of 41 countries ▲ 3

2025
IUU
Score

2.08



1.56 2.21 2.61 1.93

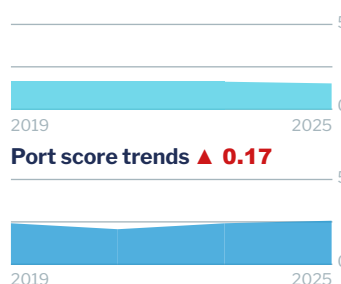
Coastal Flag Port General

IUU score trends

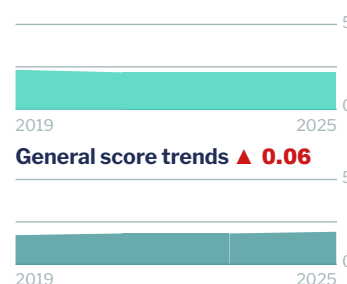
2023 - 2025 change ▲ 0.05



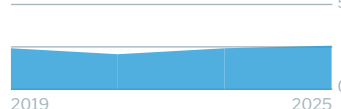
Coastal score trends ▼ 0.07




Flag score trends — 0



Port score trends ▲ 0.17



General score trends ▲ 0.06



Note: Higher scores closer to 5, and ranks closer to 1, indicate worse/poor performance. Green or red arrows show change in 2025 compared to 2023

Coastal score

1.56

▼ 0.07

Coastal score by vulnerability

2.50

▼ 0.17

Related Indicators

	2025	2023	2023-2025 change	2021
Size of EEZ	3.0	3.0	— 0	3.0
Agreement over all maritime boundaries	5.0*	5.0	— 0	5.0
Dependency on fish for protein	2.0	3.0	▼ 1.0	3.0
Authorise foreign vessels to operate in EEZ	1.0*	1.0	— 0	1.0

* indicates that scores from an older version of the Index have been used due to 2025 data not being available.

Coastal score by prevalence

1.00

— 0

Has MSC-certified fisheries	1.0	1.0	— 0	1.0
Views of MCS practitioners on coastal compliance incidents	1.0	1.0	— 0	1.0

Coastal score by response

1.00

— 0

Coastal State is contracting party or cooperating non-contracting party to all relevant RFMOs	1.0	1.0	— 0	1.0
Operate a national VMS/FMC centre	1.0*	1.0	— 0	1.0

* indicates that scores from an older version of the Index have been used due to 2025 data not being available.



Flag score

2.21 – 0

Flag score by vulnerability

3.50 – 0

Related Indicators	2025	2023	2023-2025 change	2021
Distant water vessels on RFMO RAVs	3.0	2.0	▲ 1.0	3.0
Distant water vessels under several RFMOs	4.0	5.0	▼ 1.0	5.0


Flag score by prevalence

1.33 ▲ 0.33

Vessels on IUU lists	1.0	1.0	– 0	1.0
View of fisheries observers on flag state compliance incidents	1.0	1.0	– 0	1.0
Views of MCS practitioners on flag state compliance incidents	2.0	1.0	▲ 1.0	1.0

Flag score by response

2.22 ▼ 0.34

Accepted FAO Compliance Agreement	1.0	1.0	– 0	1.0
Registered vessels with foreign or unknown ownership 	3.0	3.0	– 0	3.0
Provision of vessel data for inclusion in Global Record	1.0	1.0	– 0	1.0
Compliance with RFMO flag state obligations	4.0	5.0	▼ 1.0	4.0
Flag State is contracting party or cooperating non-contracting party to all relevant RFMOs	1.0	1.0	– 0	1.0

 Indicator “Authorised vessel data provided to FAO HSVAR” used in 2019 was changed to “Registered vessels with foreign or unknown ownership” from 2021.

Port score

2.61 ▲ 0.17

Port score by vulnerability

4.50 – 0

Related Indicators	2025	2023	2023-2025 change	2021
Number of fishing ports	4.0*	4.0	– 0	4.0
Port visits by foreign fishing or carrier vessels	5.0*	5.0	– 0	5.0

Port score by prevalence

1.50 ▲ 0.50

Views of MCS practitioners on port compliance incidents	2.0	1.0	▲ 1.0	1.0
View of fisheries observers on port compliance incidents	1.0	1.0	– 0	1.0

* Indicates that scores from an older version of the Index have been used due to 2025 data not being available.

**Port score by response** 2.50 – 0

Related Indicators	2025	2023	2023-2025 change	2021
Party to the PSMA	1.0	1.0	– 0	1.0
Designated ports specified for entry by foreign vessels	1.0*	1.0	– 0	1.0
Compliance with RFMO port state obligations	5.0	5.0	– 0	3.0

* indicates that scores from an older version of the Index have been used due to 2025 data not being available.

General score 1.93 ▲ 0.06**General score by vulnerability** 1.56 ▼ 0.11

Related Indicators	2025	2023	2019-2021 change	2021
Trade balance for fisheries products	1.0	1.0	– 0	1.0
Share of global imports	3.0	4.0	▼ 1.0	3.0
Perception of levels of corruption	2.0	2.0	– 0	1.0
Gross national income per capita	1.0	1.0	– 0	1.0
Volume of catches	1.0	1.0	– 0	1.0

General score by prevalence 1.43 ▲ 0.43

Carded' under the EU IUU Regulation	1.0	1.0	– 0	1.0
Identified' by NOAA for IUU fishing	1.0	1.0	– 0	1.0
Mentions of IUU fishing in media reports	2.0	1.0	▲ 1.0	2.0

General score by response 2.43 – 0

Mandatory vessel tracking for commercial seagoing fleet	1.0*	1.0	– 0	1.0
Demand for MSC products	1.0	1.0	– 0	1.0
Ratification/accession of UNCLOS Convention	1.0	1.0	– 0	1.0
Ratification/accession of UNFSA	1.0	1.0	– 0	1.0
Mentions in media reports to combatting IUU fishing	5.0	5.0	– 0	5.0
Have a NPOA-IUU	5.0*	5.0	– 0	5.0
Market State is contracting party or cooperating non-contracting party to relevant RFMOs	1.0	1.0	– 0	1.0

* indicates that scores from an older version of the Index have been used due to 2025 data not being available.