



2025 Country profile

Benin

World ranking

106 of 152 countries ▲ 9

Africa ranking


32 of 38 countries ▲ 1

East Atlantic ranking

23 of 41 countries ▲ 3

2025
IUU
Score

2.09



3.06 1.44 1.67 2.19


Coastal Flag Port General

IUU score trends

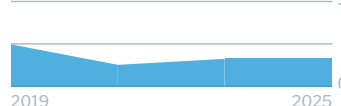
2023 - 2025 change ▲ 0.02




Coastal score trends — 0



Port score trends — 0



Flag score trends — 0



General score trends ▲ 0.08



Note: Higher scores closer to 5, and ranks closer to 1, indicate worse/poor performance. Green or red arrows show change in 2025 compared to 2023

Coastal score 3.06 — 0

Coastal score by vulnerability 2.50 — 0

Related Indicators

Size of EEZ

2025	2023	2023-2025 change	2021
1.0	1.0	— 0	1.0

Agreement over all maritime boundaries

1.0*	1.0	— 0	1.0
------	-----	-----	-----

Dependency on fish for protein

2.0	2.0	— 0	2.0
-----	-----	-----	-----

Authorise foreign vessels to operate in EEZ

5.0*	5.0	— 0	5.0
------	-----	-----	-----

* indicates that scores from an older version of the Index have been used due to 2025 data not being available.

Coastal score by prevalence 2.60 — 0

Has MSC-certified fisheries

5.0	5.0	— 0	5.0
-----	-----	-----	-----

Views of MCS practitioners on coastal compliance incidents

1.0	1.0	— 0	1.0
-----	-----	-----	-----

Coastal score by response 4.20 — 0

Coastal State is contracting party or cooperating non-contracting party to all relevant RFMOs

3.0	3.0	— 0	3.0
-----	-----	-----	-----

Operate a national VMS/FMC centre

5.0*	5.0	— 0	5.0
------	-----	-----	-----

* indicates that scores from an older version of the Index have been used due to 2025 data not being available.


Flag score **1.44** — 0


Flag score by vulnerability **1.00** — 0

Related Indicators	2025	2023	2023-2025 change	2021
Distant water vessels on RFMO RAVs	1.0	1.0	— 0	1.0
Distant water vessels under several RFMOs	not available	not applicable		not applicable

Flag score by prevalence **1.00** — 0

Vessels on IUU lists	1.0	1.0	— 0	1.0
View of fisheries observers on flag state compliance incidents	1.0	1.0	— 0	1.0
Views of MCS practitioners on flag state compliance incidents	1.0	1.0	— 0	1.0

Flag score by response **2.33** — 0

Accepted FAO Compliance Agreement	1.0	1.0	— 0	1.0
Registered vessels with foreign or unknown ownership 	1.0	1.0	— 0	1.0
Provision of vessel data for inclusion in Global Record	5.0	5.0	— 0	5.0
Compliance with RFMO flag state obligations	not available	not applicable		not applicable
Flag State is contracting party or cooperating non-contracting party to all relevant RFMOs	1.0	1.0	— 0	1.0

 Indicator "Authorised vessel data provided to FAO HSVAR" used in 2019 was changed to "Registered vessels with foreign or unknown ownership" from 2021.

Port score **1.67** — 0

Port score by vulnerability **3.50** — 0

Related Indicators	2025	2023	2023-2025 change	2021
Number of fishing ports	2.0*	2.0	— 0	2.0
Port visits by foreign fishing or carrier vessels	5.0*	5.0	— 0	1.0

Port score by prevalence **1.00** — 0

Views of MCS practitioners on port compliance incidents	1.0	1.0	— 0	not applicable
View of fisheries observers on port compliance incidents	1.0	1.0	— 0	not applicable

* Indicates that scores from an older version of the Index have been used due to 2025 data not being available.

**Port score by response** **1.00** — 0

Related Indicators

Party to the PSMA

2025

1.0

2023

1.0

2023-2025
change

— 0

2021

not
applicable

Designated ports specified for entry by foreign vessels

1.0*

1.0

— 0

1.0

Compliance with RFMO port state obligations

not
availablenot
applicablenot
applicable

* indicates that scores from an older version of the Index have been used due to 2025 data not being available.

General score **2.19** ▲ 0.08**General score by vulnerability** **3.00** — 0

Related Indicators

Trade balance for fisheries products

2025

5.0

2023

5.0

2019-2021
change

— 0

2021

5.0

Share of global imports

1.0

1.0

— 0

1.0

Perception of levels of corruption

3.0

3.0

— 0

3.0

Gross national income per capita

5.0

5.0

— 0

5.0

Volume of catches

1.0

1.0

— 0

1.0

General score by prevalence **1.00** — 0

Carded' under the EU IUU Regulation

1.0

1.0

— 0

1.0

Identified' by NOAA for IUU fishing

1.0

1.0

— 0

1.0

Mentions of IUU fishing in media reports

1.0

1.0

— 0

1.0

General score by response **2.27** ▲ 0.18

Mandatory vessel tracking for commercial seagoing fleet

not
availablenot
applicablenot
applicable

Demand for MSC products

5.0

5.0

— 0

5.0

Ratification/accession of UNCLOS Convention

1.0

1.0

— 0

1.0

Ratification/accession of UNFSA

1.0

1.0

— 0

1.0

Mentions in media reports to combatting IUU fishing

4.0

3.0

▲ 1.0

3.0

Have a NPOA-IUU

1.0*

1.0

— 0

1.0

Market State is contracting party or cooperating non-contracting party to relevant RFMOs

1.0

1.0

— 0

1.0

* indicates that scores from an older version of the Index have been used due to 2025 data not being available.